

**ANEXO VII  
DEL ANEJO 3**

**CÁLCULO DE LOS VOLÚMENES SUMINISTRADOS DEL  
TRASVASE TAJO-SEGURA A LAS DISTINTAS ZONAS DE  
RIEGO**



## ÍNDICE

|        |   |    |
|--------|---|----|
| 1.-    | INTRODUCCIÓN .....  | 3  |
| 2.-    | CONSUMOS NETOS POR AÑO HIDROLÓGICO (m <sup>3</sup> ).....   | 4  |
| 2.1.-  | Año Hidrológico 1997-1998.....  | 4  |
| 2.2.-  | Año Hidrológico 1998-1999.....  | 5  |
| 2.3.-  | Año Hidrológico 1999-2000.....  | 6  |
| 2.4.-  | Año Hidrológico 2000-2001.....  | 7  |
| 2.5.-  | Año Hidrológico 2001-2002.....  | 8  |
| 2.6.-  | Año Hidrológico 2002-2003.....  | 9  |
| 2.7.-  | Año Hidrológico 2003-2004.....  | 10 |
| 2.8.-  | Año Hidrológico 2004-2005.....  | 11 |
| 2.9.-  | Año Hidrológico 2005-2006.....  | 12 |
| 2.10.- | Año Hidrológico 2006-2007.....  | 13 |
| 2.11.- | Año Hidrológico 2007-2008.....  | 15 |
| 2.12.- | Año Hidrológico 2008-2009.....  | 16 |
| 2.13.- | Año Hidrológico 2009-2010.....  | 17 |
| 2.14.- | Año Hidrológico 2010-2011.....  | 18 |
| 2.15.- | Año Hidrológico 2011-2012.....  | 19 |
| 2.16.- | Año Hidrológico 2012-2013.....  | 20 |
| 3.-    | PROMEDIO TRASVASES HISTÓRICOS EN DESTINO (CONSUMOS NETOS hm <sup>3</sup> ) PERIODO 1997/98-2012/13..... | 21 |



## **1.-INTRODUCCIÓN**

Se han analizado los volúmenes históricos trasvasados por el Traspase Tajo-Segura a cada una de las Zonas Regables del Traspase, en destino y en toma de postraspase (consumos netos del TTS).

Del periodo de funcionamiento del trasvase Tajo-Segura, iniciado en 1979/80, se ha considerado como periodo representativo de la situación actual del mismo el periodo 1997/98-2012/13. En este periodo temporal, se ha considerado la media trasvasada mensual en destino (es decir, en toma de postraspase) para aquellos años hidrológicos que no presenten situación de sequía en la cabecera del Tajo, por lo que se han excluido los años hidrológicos comprendidos entre el periodo 2005/06 y 2009/10.

Los volúmenes trasvasados, por año hidrológico, en destino y en cada una de las Zonas Regables del Traspase se muestran en los apartados siguientes.

## 2.- CONSUMOS NETOS POR AÑO HIDROLÓGICO (M<sup>3</sup>)

### 2.1.- Año Hidrológico 1997-1998

CONSUMOS NETOS . AÑO HIDROLÓGICO 1997-1998 (M3)

| RIEGO TRASVASE                       |                       |                   |                   |                   |                   |                   |                   |                   |                   |                   |                   |                   |                   |                    |
|--------------------------------------|-----------------------|-------------------|-------------------|-------------------|-------------------|-------------------|-------------------|-------------------|-------------------|-------------------|-------------------|-------------------|-------------------|--------------------|
| +                                    |                       |                   |                   |                   |                   |                   |                   |                   |                   |                   |                   |                   |                   |                    |
| ZONAS                                | SUBZONAS              | OCTUBRE           | NOVIEMBRE         | DICIEMBRE         | ENERO             | FEBRERO           | MARZO             | ABRIL             | MAYO              | JUNIO             | JULIO             | AGOSTO            | SEPTIEMBRE        | SUMA               |
| <b>ALICANTE</b>                      |                       |                   |                   |                   |                   |                   |                   |                   |                   |                   |                   |                   |                   |                    |
|                                      | R.L.M.I.              | 1.229.823         | 2.524.439         | 2.152.360         | 2.568.752         | 1.505.390         | 5.962.116         | 4.842.113         | 3.824.134         | 5.866.957         | 8.904.449         | 8.018.134         | 7.549.047         | 54.947.714         |
|                                      | S. Isidro y Realengo  | -                 | -                 | -                 | -                 | -                 | -                 | -                 | -                 | 98.947            | 284.028           | 220.578           | 39.810            | 643.363            |
|                                      | La Podrera            | 530.356           | 1.453.956         | 398.137           | 849.416           | 366.705           | 1.552.764         | 1.445.381         | 1.456.621         | 1.502.141         | 1.463.149         | 1.816.242         | 1.663.073         | 14.497.941         |
|                                      | R.L.M.D.              | -                 | 849.000           | 131.819           | 353.200           | 359.758           | 1.116.813         | 167.968           | 223.617           | -                 | -                 | -                 | 447.455           | 3.649.630          |
|                                      | <b>TOTAL</b>          | <b>1.760.179</b>  | <b>4.827.395</b>  | <b>2.682.316</b>  | <b>3.771.368</b>  | <b>2.231.853</b>  | <b>8.631.693</b>  | <b>6.455.462</b>  | <b>5.504.372</b>  | <b>7.468.045</b>  | <b>10.651.626</b> | <b>10.054.954</b> | <b>9.699.385</b>  | <b>73.738.648</b>  |
| <b>VEGA ALTA Y MEDIA</b>             |                       |                   |                   |                   |                   |                   |                   |                   |                   |                   |                   |                   |                   |                    |
|                                      | Zona 1                | 18.5220           | 37.044            | -                 | -                 | 397.008           | 635.040           | 952.560           | 1.000.188         | 1.487.052         | 1.799.280         | 1.566.432         | 830.844           | 8.890.668          |
|                                      | Zona 2                | -                 | 206.450           | -                 | -                 | -                 | -                 | 663.801           | 903.902           | 759.248           | 1.340.743         | 724.079           | 822.573           | 5.420.796          |
|                                      | Zona 3                | 222.400           | 172.280           | 144.990           | 331.100           | 135.920           | 388.729           | 446.541           | 226.197           | 718.829           | 645.328           | 562.790           | 279.139           | 4.274.243          |
|                                      | Zona 4                | 455.575           | 960.430           | 636.025           | 575.922           | 282.900           | 2.302.411         | 1.237.276         | 503.349           | 1.869.529         | 1.666.948         | 1.322.060         | 1.450.129         | 13.262.554         |
|                                      | Zona 5                | 6.880             | 211.070           | 110.390           | 419.530           | 120.100           | 437.360           | 680.230           | 436.290           | 723.250           | 979.720           | 823.350           | 595.540           | 5.543.710          |
|                                      | <b>TOTAL</b>          | <b>870.075</b>    | <b>1.587.274</b>  | <b>891.405</b>    | <b>1.326.552</b>  | <b>935.928</b>    | <b>3.763.540</b>  | <b>3.980.408</b>  | <b>3.069.926</b>  | <b>5.557.908</b>  | <b>6.432.019</b>  | <b>4.998.711</b>  | <b>3.978.225</b>  | <b>37.391.971</b>  |
| <b>CARTAGENA</b>                     |                       |                   |                   |                   |                   |                   |                   |                   |                   |                   |                   |                   |                   |                    |
|                                      | Cartagena             | 4.123.249         | 11.005.200        | 3.700.337         | 6.057.894         | 5.380.965         | 10.937.481        | 9.248.697         | 9.208.975         | 9.870.509         | 10.388.011        | 10.121.886        | 10.799.630        | 100.842.834        |
|                                      | <b>TOTAL</b>          | <b>4.123.249</b>  | <b>11.005.200</b> | <b>3.700.337</b>  | <b>6.057.894</b>  | <b>5.380.965</b>  | <b>10.937.481</b> | <b>9.248.697</b>  | <b>9.208.975</b>  | <b>9.870.509</b>  | <b>10.388.011</b> | <b>10.121.886</b> | <b>10.799.630</b> | <b>100.842.834</b> |
| <b>MULA Y COMARCA</b>                |                       |                   |                   |                   |                   |                   |                   |                   |                   |                   |                   |                   |                   |                    |
|                                      | Mula y Pliego         | -                 | -                 | -                 | -                 | -                 | -                 | -                 | -                 | -                 | 136.150           | 519.746           | 252.992           | 908.888            |
|                                      | Yechar                | -                 | -                 | -                 | -                 | -                 | -                 | -                 | -                 | 248.650           | 1.315.750         | 453.100           | 598.300           | 2.615.800          |
|                                      | <b>TOTAL</b>          | <b>-</b>          | <b>-</b>          | <b>-</b>          | <b>-</b>          | <b>-</b>          | <b>-</b>          | <b>-</b>          | <b>-</b>          | <b>248.650</b>    | <b>1.451.900</b>  | <b>972.846</b>    | <b>851.292</b>    | <b>3.524.688</b>   |
| <b>LORCA Y VALLE DEL GUADALENTÍN</b> |                       |                   |                   |                   |                   |                   |                   |                   |                   |                   |                   |                   |                   |                    |
|                                      | Sangonera             | 55.530            | 382.680           | 197.310           | 213.780           | 129.450           | 309.777           | 215.542           | 47.744            | 264.279           | 323.019           | 404.248           | 252.677           | 2.796.036          |
|                                      | Librilla              | 24.820            | 491.968           | 378.322           | 428.486           | 731.300           | 936.700           | 1.101.760         | 1.161.280         | 1.002.500         | 1.975.500         | 1.750.904         | 1.610.892         | 11.594.432         |
|                                      | Alhama                | 114.858           | 722.930           | 501.308           | 243.100           | 370.800           | 910.880           | 777.680           | 1.105.524         | 1.485.708         | 2.120.047         | 2.312.462         | 1.594.028         | 12.259.325         |
|                                      | Totana                | -                 | 125.240           | 444.131           | 561.322           | 639.392           | 1.740.369         | 1.318.335         | 1.673.116         | 2.067.600         | 2.470.471         | 2.168.730         | 1.620.207         | 14.828.913         |
|                                      | Lorca                 | 18.5978           | 1.623.624         | 898.930           | 1.066.558         | 1.494.164         | 4.940.266         | 3.462.338         | 2.385.506         | 2.528.285         | 2.437.379         | 3.504.255         | 3.188.204         | 27.715.487         |
|                                      | <b>TOTAL</b>          | <b>381.186</b>    | <b>3.346.442</b>  | <b>2.420.001</b>  | <b>2.513.246</b>  | <b>3.365.106</b>  | <b>8.837.992</b>  | <b>6.875.655</b>  | <b>6.373.170</b>  | <b>7.348.372</b>  | <b>9.326.416</b>  | <b>10.140.599</b> | <b>8.266.008</b>  | <b>69.194.193</b>  |
| <b>ALMERIA</b>                       |                       |                   |                   |                   |                   |                   |                   |                   |                   |                   |                   |                   |                   |                    |
|                                      | Almería               | 210.009           | 2.047.933         | 867.121           | 346.565           | 888.954           | 2.304.106         | 1.026.580         | 1.876.959         | 1.141.580         | 1.458.140         | 2.275.582         | 2.726.642         | 17.170.171         |
|                                      | <b>TOTAL</b>          | <b>210.009</b>    | <b>2.047.933</b>  | <b>867.121</b>    | <b>346.565</b>    | <b>888.954</b>    | <b>2.304.106</b>  | <b>1.026.580</b>  | <b>1.876.959</b>  | <b>1.141.580</b>  | <b>1.458.140</b>  | <b>2.275.582</b>  | <b>2.726.642</b>  | <b>17.170.171</b>  |
|                                      | <b>SUMA RIEGO</b>     | <b>7.344.698</b>  | <b>22.814.244</b> | <b>10.561.180</b> | <b>14.015.625</b> | <b>12.802.806</b> | <b>34.474.812</b> | <b>27.586.802</b> | <b>26.033.402</b> | <b>31.635.064</b> | <b>39.708.112</b> | <b>38.564.578</b> | <b>36.321.182</b> | <b>301.862.505</b> |
|                                      | <b>ABASTECIMIENTO</b> | <b>7.584.579</b>  | <b>5.536.595</b>  | <b>6.931.855</b>  | <b>6.912.542</b>  | <b>5.716.264</b>  | <b>7.914.959</b>  | <b>8.781.821</b>  | <b>9.733.689</b>  | <b>12.049.738</b> | <b>14.864.188</b> | <b>15.106.208</b> | <b>12.098.106</b> | <b>113.230.544</b> |
|                                      | <b>TOTAL</b>          | <b>14.929.277</b> | <b>28.350.839</b> | <b>17.493.035</b> | <b>20.928.167</b> | <b>18.519.070</b> | <b>42.389.771</b> | <b>36.368.623</b> | <b>35.767.091</b> | <b>43.684.802</b> | <b>54.572.300</b> | <b>53.670.786</b> | <b>48.419.288</b> | <b>415.093.049</b> |

## 2.2.- Año Hidrológico 1998-1999

CONSUMOS NETOS. AÑO HIDROLOGICO 1998-1999 (M3)

**IRIEGO TRASVASE**

| ZONAS                    | SUBZONAS               | OCTUBRE           | NOVIEMBRE         | DICIEMBRE         | ENERO             | FEBRERO           | MARZO             | ABRIL             | MAYO              | JUNIO             | JULIO             | AGOSTO            | SEPTIEMBRE        | SUMA               |
|--------------------------|------------------------|-------------------|-------------------|-------------------|-------------------|-------------------|-------------------|-------------------|-------------------|-------------------|-------------------|-------------------|-------------------|--------------------|
| <b>ALICANTE</b>          |                        |                   |                   |                   |                   |                   |                   |                   |                   |                   |                   |                   |                   |                    |
|                          | R.L.M.I                | 5.740.829         | 2.639.198         | 1.434.775         | 3.298.369         | 5.666.746         | 5.899.241         | 6.645.693         | 7.973.612         | 7.986.236         | 10.457.326        | 10.595.837        | 3.916.581         | 72.254.443         |
|                          | S. hídrico y Resilengo | -                 | -                 | -                 | -                 | -                 | 141.348           | -                 | 40.234            | -                 | 135.846           | 196.403           | -                 | 513.831            |
|                          | La Padena              | 2.116.170         | 532.437           | 377.605           | 769.648           | 935.389           | 845.154           | 682.139           | 1.220.833         | 1.446.300         | 1.286.194         | 2.557.592         | 2.737.372         | 15.506.833         |
|                          | R.L.M.D.               | 1.039.112         | 797.400           | 213.669           | 452.660           | 1.114.452         | 493.397           | 35.939            | 407.737           | 313.666           | 452.513           | 360.413           | 200.000           | 5.880.958          |
|                          | <b>TOTAL</b>           | <b>8.896.111</b>  | <b>3.969.035</b>  | <b>2.026.049</b>  | <b>4.520.677</b>  | <b>7.716.587</b>  | <b>7.379.140</b>  | <b>7.363.771</b>  | <b>9.642.416</b>  | <b>9.746.202</b>  | <b>12.331.879</b> | <b>13.710.245</b> | <b>6.853.953</b>  | <b>94.156.065</b>  |
| <b>VEGA ALTA Y MEDIA</b> |                        |                   |                   |                   |                   |                   |                   |                   |                   |                   |                   |                   |                   |                    |
|                          | Zona 1                 | 640.332           | 370.440           | 254.016           | 338.688           | 375.732           | 386.316           | 862.596           | 1.338.876         | 1.571.724         | 1.201.284         | 412.776           | 79.380            | 7.832.160          |
|                          | Zona 2                 | 884.370           | 510.127           | -                 | 113.400           | 872.590           | 857.465           | 1.365.267         | 1.216.925         | 28.210            | 1.206.478         | 1.164.746         | 272.031           | 8.491.569          |
|                          | Zona 3                 | 681.370           | 205.020           | 119.570           | 477.120           | 514.500           | 563.127           | 1.390.440         | 825.790           | 426.632           | 1.234.180         | 1.325.890         | 464.209           | 8.187.848          |
|                          | Zona 4                 | 2.036.417         | 782.417           | 294.147           | 537.886           | 2.140.466         | 1.114.226         | 2.193.839         | 1.487.074         | 876.080           | 1.868.682         | 2.207.842         | 697.350           | 16.236.426         |
|                          | Zona 5                 | 423.960           | 276.670           | 43.140            | 420.210           | 406.990           | 158.552           | 773.352           | 892.516           | 1.006.758         | 1.115.248         | 1.091.022         | 988.563           | 7.596.971          |
|                          | <b>TOTAL</b>           | <b>4.666.449</b>  | <b>2.144.674</b>  | <b>710.873</b>    | <b>1.887.304</b>  | <b>4.310.228</b>  | <b>3.079.686</b>  | <b>6.545.494</b>  | <b>5.761.181</b>  | <b>3.909.404</b>  | <b>6.625.872</b>  | <b>6.202.276</b>  | <b>2.501.533</b>  | <b>48.344.974</b>  |
| <b>CARTAGENA</b>         |                        |                   |                   |                   |                   |                   |                   |                   |                   |                   |                   |                   |                   |                    |
|                          | Cartagena              | 14.014.293        | 8.028.250         | 5.331.887         | 8.280.114         | 10.451.316        | 6.445.870         | 11.216.204        | 10.562.464        | 9.930.558         | 13.143.936        | 12.309.657        | 11.622.092        | 121.336.641        |
|                          | <b>TOTAL</b>           | <b>14.014.293</b> | <b>8.028.250</b>  | <b>5.331.887</b>  | <b>8.280.114</b>  | <b>10.451.316</b> | <b>6.445.870</b>  | <b>11.216.204</b> | <b>10.562.464</b> | <b>9.930.558</b>  | <b>13.143.936</b> | <b>12.309.657</b> | <b>11.622.092</b> | <b>121.336.641</b> |
| <b>MULA Y COMARCA</b>    |                        |                   |                   |                   |                   |                   |                   |                   |                   |                   |                   |                   |                   |                    |
|                          | Mula y Pliego          | 498.020           | -                 | -                 | -                 | -                 | -                 | 435.360           | 826.018           | 422.140           | 770.030           | 268.280           | 594.530           | 3.814.378          |
|                          | Yedera                 | 152.220           | -                 | -                 | -                 | -                 | 342.800           | 290.000           | 349.876           | 512.000           | 517.070           | 367.594           | 297.241           | 2.788.801          |
|                          | <b>TOTAL</b>           | <b>650.240</b>    | <b>-</b>          | <b>-</b>          | <b>-</b>          | <b>-</b>          | <b>342.800</b>    | <b>685.360</b>    | <b>1.175.894</b>  | <b>934.140</b>    | <b>1.287.100</b>  | <b>635.874</b>    | <b>891.771</b>    | <b>6.603.179</b>   |
| <b>MURCIA Y VALLERES</b> |                        |                   |                   |                   |                   |                   |                   |                   |                   |                   |                   |                   |                   |                    |
| <b>GUADALENTIN</b>       |                        |                   |                   |                   |                   |                   |                   |                   |                   |                   |                   |                   |                   |                    |
|                          | Sangonera              | 744.100           | 565.400           | 237.830           | 315.250           | 507.400           | 393.070           | 716.090           | 233.410           | -                 | 534.323           | 560.826           | -                 | 4.807.699          |
|                          | Librilla               | 1.075.176         | 410.202           | 87.260            | 818.200           | 866.560           | 90.630            | 677.010           | 1.642.400         | 1.030.600         | 1.886.806         | 1.098.100         | 168.448           | 9.851.392          |
|                          | Albano                 | 1.078.254         | 1.011.892         | 381.168           | 382.829           | 682.318           | 263.508           | 1.068.916         | 1.486.466         | 1.439.158         | 1.552.042         | 1.879.935         | 205.396           | 11.431.882         |
|                          | Tonana                 | 1.561.310         | 1.153.134         | 462.928           | 836.564           | 1.336.426         | 578.037           | 1.270.337         | 1.188.900         | 1.319.842         | 1.500.900         | 1.699.446         | 278.160           | 13.185.984         |
|                          | Lorca                  | 6.166.109         | 4.349.585         | 1.326.626         | 1.968.261         | 3.704.384         | 2.526.202         | 5.951.890         | 3.272.492         | 1.084.332         | 1.511.715         | 2.315.955         | 288.001           | 34.465.552         |
|                          | <b>TOTAL</b>           | <b>10.624.949</b> | <b>7.490.213</b>  | <b>2.495.812</b>  | <b>4.321.104</b>  | <b>7.097.088</b>  | <b>3.851.447</b>  | <b>9.684.243</b>  | <b>7.823.668</b>  | <b>4.873.932</b>  | <b>6.985.786</b>  | <b>7.554.262</b>  | <b>940.005</b>    | <b>73.742.509</b>  |
| <b>ALMERIA</b>           |                        |                   |                   |                   |                   |                   |                   |                   |                   |                   |                   |                   |                   |                    |
|                          | Almería                | 2.104.066         | 2.684.720         | 431.393           | 832.222           | 1.439.011         | 957.899           | 1.532.755         | 1.960.303         | 2.079.378         | 805.900           | 172.353           | -                 | 15.000.000         |
|                          | <b>TOTAL</b>           | <b>2.104.066</b>  | <b>2.684.720</b>  | <b>431.393</b>    | <b>832.222</b>    | <b>1.439.011</b>  | <b>957.899</b>    | <b>1.532.755</b>  | <b>1.960.303</b>  | <b>2.079.378</b>  | <b>805.900</b>    | <b>172.353</b>    | <b>-</b>          | <b>15.000.000</b>  |
|                          | <b>SUMA RIEGO</b>      | <b>40.956.108</b> | <b>24.316.892</b> | <b>10.996.014</b> | <b>19.841.421</b> | <b>31.014.230</b> | <b>22.056.842</b> | <b>37.027.827</b> | <b>36.925.926</b> | <b>31.473.614</b> | <b>41.180.473</b> | <b>40.584.667</b> | <b>22.809.354</b> | <b>359.183.368</b> |
|                          | TABILLA GALASA         | 11.856.965        | 10.606.673        | 8.774.382         | 8.679.176         | 8.411.416         | 9.022.870         | 8.100.084         | 12.745.216        | 14.902.624        | 14.771.125        | 13.238.632        | 14.840.713        | 135.949.876        |
|                          | CONF. H. DEL SUR       | -                 | -                 | -                 | -                 | -                 | 861.100           | 891.200           | 914.200           | -                 | -                 | -                 | -                 | 2.666.500          |
|                          | ABASTECIMIENTO(A)      | 11.856.965        | 10.606.673        | 8.774.382         | 8.679.176         | 8.411.416         | 9.883.970         | 9.081.379         | 14.938.489        | 16.343.424        | 17.082.840        | 16.524.319        | 17.730.380        | 149.913.413        |
|                          | <b>TOTAL</b>           | <b>52.813.073</b> | <b>34.923.565</b> | <b>19.770.396</b> | <b>28.520.597</b> | <b>39.425.646</b> | <b>31.940.812</b> | <b>46.109.206</b> | <b>51.864.415</b> | <b>47.817.038</b> | <b>58.263.313</b> | <b>57.108.986</b> | <b>40.539.734</b> | <b>509.096.781</b> |
|                          | LA MARINA BAJA         | -                 | -                 | -                 | -                 | -                 | -                 | -                 | -                 | -                 | 1.121.974         | 1.245.905         | 2.422.017         | 4.789.896          |

## 2.3.- Año Hidrológico 1999-2000


CONSUMOS NETOS. AÑO HIDROLOGICO 1999-2000 (M3)

**REGIO TRASVASE**


| ZONAS                                | SUBZONAS                  | OCTUBRE    | NOVIEMBRE  | DICIEMBRE  | ENERO      | FEBRERO    | MARZO      | ABRIL      | MAYO       | JUNIO      | JULIO      | AGOSTO     | SEPTIEMBRE | SUMA        |
|--------------------------------------|---------------------------|------------|------------|------------|------------|------------|------------|------------|------------|------------|------------|------------|------------|-------------|
| <b>ALICANTE</b>                      |                           |            |            |            |            |            |            |            |            |            |            |            |            |             |
|                                      | R.L.M.I.                  | 4.166.230  | 3.596.433  | 3.135.540  | 1.993.438  | 4.289.139  | 8.416.648  | 5.798.818  | 9.108.988  | 9.459.040  | 11.852.988 | 11.934.997 | 9.450.500  | 83.202.759  |
|                                      | S. Isidro y Realengo      | -          | -          | -          | -          | -          | 122.918    | 221.320    | 102.666    | 264.771    | 175.423    | 683.586    | 309.193    | 1.879.877   |
|                                      | La Pedraza                | -          | 1.101.426  | 689.188    | 10.658     | 1.405.588  | 1.316.095  | 551.590    | 1.055.289  | 1.614.441  | 1.181.204  | 1.795.702  | 1.315.795  | 12.036.976  |
|                                      | R.L.M.D.                  | 1.030.500  | 479.630    | -          | -          | -          | 1.107.870  | -          | -          | 567.670    | -          | 694.260    | 683.695    | 4.561.625   |
|                                      | <b>TOTAL</b>              | 5.196.730  | 5.177.489  | 3.824.728  | 2.004.096  | 5.694.727  | 10.963.531 | 6.571.728  | 10.266.941 | 11.905.922 | 13.209.615 | 15.108.545 | 11.759.183 | 101.683.237 |
| <b>VEGA ALTA Y MEDIA</b>             |                           |            |            |            |            |            |            |            |            |            |            |            |            |             |
|                                      | Zona 1                    | -          | -          | -          | -          | 698.544    | 762.048    | 852.012    | 1.502.928  | 2.291.780  | 2.410.590  | 579.220    | 1.111.200  | 9.208.312   |
|                                      | Zona 2                    | 425.588    | -          | -          | -          | -          | 793.350    | 640.125    | 1.170.450  | 1.170.450  | 743.887    | 1.239.001  | 1.102.050  | 6.229.248   |
|                                      | Zona 3                    | 231.196    | -          | 30.660     | 685.388    | 825.123    | 889.470    | 1.068.344  | 15.467     | 1.235.661  | 992.202    | 894.808    | 1.032.787  | 7.501.106   |
|                                      | Zona 4                    | 913.123    | 786.878    | 872.080    | 550.887    | 1.212.215  | 1.884.693  | 986.870    | 1.116.205  | 1.722.426  | 1.519.978  | 2.077.331  | 2.487.032  | 16.129.718  |
|                                      | Zona 5                    | 96.790     | 157.979    | 96.260     | 201.858    | 322.880    | 418.866    | 593.210    | 521.761    | 977.983    | 1.067.670  | 1.027.900  | 1.424.656  | 6.907.813   |
|                                      | <b>TOTAL</b>              | 1.666.697  | 944.857    | 999.000    | 1.408.133  | 3.058.762  | 4.748.427  | 4.140.561  | 3.271.158  | 7.398.300  | 6.334.317  | 5.818.260  | 6.157.725  | 45.976.197  |
| <b>CARTAGENA</b>                     |                           |            |            |            |            |            |            |            |            |            |            |            |            |             |
|                                      | Cartagena                 | 7.980.740  | 5.454.646  | 6.229.412  | 463.792    | 9.573.172  | 10.800.642 | 8.519.789  | 9.787.880  | 10.463.864 | 10.411.530 | 10.100.356 | 10.750.000 | 100.535.823 |
|                                      | <b>TOTAL</b>              | 7.980.740  | 5.454.646  | 6.229.412  | 463.792    | 9.573.172  | 10.800.642 | 8.519.789  | 9.787.880  | 10.463.864 | 10.411.530 | 10.100.356 | 10.750.000 | 100.535.823 |
| <b>MULA Y COMARCA</b>                |                           |            |            |            |            |            |            |            |            |            |            |            |            |             |
|                                      | Mula y Pliego             | -          | -          | -          | -          | 572.330    | 1.100.710  | 551.060    | 233.270    | 169.160    | -          | 438.410    | 254.060    | 3.319.000   |
|                                      | Yechur                    | -          | -          | -          | -          | 400.000    | 234.290    | 441.840    | 346.030    | 432.918    | 50.722     | 791.590    | 621.610    | 3.319.000   |
|                                      | <b>TOTAL</b>              | -          | -          | -          | -          | 972.330    | 1.335.000  | 992.900    | 579.300    | 602.078    | 50.722     | 1.230.000  | 875.670    | 6.638.000   |
| <b>LOBOS Y VALLE DEL GUADALENTIN</b> |                           |            |            |            |            |            |            |            |            |            |            |            |            |             |
|                                      | Sangonera                 | 301.770    | 262.540    | 396.000    | 4.530      | 492.320    | 467.750    | 546.350    | 315.152    | 925.540    | 546.470    | 491.282    | 362.651    | 5.112.355   |
|                                      | L. Ibiñilla               | 551.660    | 66.200     | -          | 159.860    | 792.600    | 501.920    | 435.808    | 859.526    | 594.482    | 1.072.875  | 652.740    | -          | 5.687.671   |
|                                      | Alhama                    | 100.711    | 178.226    | 474.368    | 43.892     | 97.296     | 1.293.015  | 627.552    | 673.091    | 1.776.444  | 2.267.357  | 1.073.815  | -          | 8.606.167   |
|                                      | Totana                    | 527.096    | 462.167    | 432.121    | 164.973    | 841.540    | 834.064    | 732.982    | 1.158.599  | 1.344.585  | 1.599.781  | 1.206.749  | 1.110.365  | 10.415.022  |
|                                      | Lorca                     | 1.691.778  | 2.351.640  | 766.288    | 998.792    | 2.802.739  | 4.175.355  | 3.075.859  | 1.818.925  | 1.398.190  | 1.776.675  | 1.932.885  | 1.896.499  | 24.285.535  |
|                                      | <b>TOTAL</b>              | 3.173.015  | 3.320.773  | 2.069.177  | 972.047    | 5.026.495  | 7.272.104  | 5.418.551  | 4.825.293  | 6.039.241  | 7.263.158  | 5.357.471  | 3.369.425  | 54.106.750  |
| <b>ALMERIA</b>                       |                           |            |            |            |            |            |            |            |            |            |            |            |            |             |
|                                      | Almería                   | 843.615    | 886.822    | 337.684    | 565.637    | 1.267.019  | 1.036.470  | 427.300    | 1.373.710  | 2.678.192  | 2.192.026  | 1.806.532  | 656.587    | 14.071.594  |
|                                      | <b>TOTAL</b>              | 843.615    | 886.822    | 337.684    | 565.637    | 1.267.019  | 1.036.470  | 427.300    | 1.373.710  | 2.678.192  | 2.192.026  | 1.806.532  | 656.587    | 14.071.594  |
|                                      | <b>SUMARIEGO</b>          | 18.860.797 | 15.784.587 | 13.460.001 | 5.443.705  | 25.592.595 | 36.156.174 | 26.070.829 | 30.104.284 | 39.087.597 | 39.461.368 | 39.421.164 | 33.568.590 | 323.011.601 |
|                                      | <b>TAIBILLA</b>           | 11.833.609 | 10.392.017 | 10.371.538 | 10.766.523 | 11.696.241 | 8.810.808  | 10.651.546 | 11.449.628 | 14.311.309 | 16.531.361 | 16.865.809 | 6.666.087  | 140.346.476 |
|                                      | <b>CONF. H. DEL SUR</b>   | 677.727    | 355.473    | 1.306.436  | 504.364    | 1.131.500  | 2.035.900  | 303.000    | 2.228.200  | 1.269.150  | 498.700    | -          | 2.879.511  | 13.189.961  |
|                                      | <b>ABASTECIMIENT Q(A)</b> | 12.511.336 | 10.747.490 | 11.677.974 | 11.270.887 | 12.827.741 | 10.846.708 | 10.954.546 | 13.677.828 | 15.580.459 | 17.030.061 | 16.865.809 | 9.545.598  | 153.536.437 |
|                                      | <b>TOTAL</b>              | 31.372.133 | 26.532.077 | 25.137.975 | 16.714.592 | 38.420.246 | 47.002.882 | 37.025.375 | 43.782.112 | 54.668.056 | 56.491.429 | 56.286.973 | 43.114.188 | 476.548.038 |
|                                      | <b>LA MARINA BAJA</b>     |            |            |            |            |            |            |            |            |            | 1.121.974  | 1.245.905  | 2.422.017  | 4.789.896   |




## 2.4.- Año Hidrológico 2000-2001

|  |                      | <b>CONSUMOS NETOS POR ZONAS ATS (M3). AÑO HIDROLOGICO 2000-2001</b> |                   |                   |                   |                   |                   |                   |                   |                   |                   |                   |                   |                    |
|---|----------------------|---|-------------------|-------------------|-------------------|-------------------|-------------------|-------------------|-------------------|-------------------|-------------------|-------------------|-------------------|--------------------|
| ZONAS   | SUBZONAS             | OCTUBRE   | NOVIEMBRE         | DICIEMBRE         | ENERO             | FEBRERO           | MARZO             | ABRIL             | MAYO              | JUNIO             | JULIO             | AGOSTO            | SEPTIEMBRE        | SUMA               |
| <b>ALICANTE</b>   |                      |   |                   |                   |                   |                   |                   |                   |                   |                   |                   |                   |                   |                    |
|   | R.L.M.I.             | 4.084.660   | 1.936.674         | 1.937.965         | 1.391.825         | 4.211.004         | 6.738.265         | 7.148.039         | 8.357.370         | 9.314.119         | 15.065.638        | 13.595.451        | 7.738.699         | 81.519.709         |
|   | S. Isidro y Realengo | 148.596   | 49.680            | 107.712           | 95.407            | 135.829           | 257.352           | -                 | 176.340           | 246.012           | 274.746           | 262.247           | 125.836           | 1.879.757          |
|   | La Pedrera           | 81.716  | -                 | 467.819           | 140.974           | 1.093.854         | 793.675           | 1.224.392         | 1.993.146         | 2.069.271         | 1.307.977         | 3.061.855         | 2.991.395         | 14.826.074         |
|   | R.L.M.D.             | -   | -                 | 474.310           | -                 | 932.690           | 362.605           | 200.751           | 697.680           | -                 | -                 | 84.792            | -                 | 2.752.828          |
| <b>TOTAL</b>  |                      | <b>4.314.972</b>  | <b>1.986.354</b>  | <b>2.987.806</b>  | <b>1.628.206</b>  | <b>6.373.377</b>  | <b>8.151.897</b>  | <b>8.573.182</b>  | <b>11.224.536</b> | <b>11.629.402</b> | <b>16.648.361</b> | <b>17.004.345</b> | <b>10.455.930</b> | <b>100.978.368</b> |
| <b>VEGA ALTA Y MEDIA</b>  |                      |   |                   |                   |                   |                   |                   |                   |                   |                   |                   |                   |                   |                    |
|   | Zona 1               | 239.080   | -                 | -                 | 317.748           | 450.360           | 885.900           | 1.345.200         | 1.396.500         | 2.455.500         | 2.758.800         | 1.833.240         | 1.100.880         | 12.783.208         |
|   | Zona 2               | 406.350   | 148.500           | -                 | -                 | 178.200           | 947.632           | 679.335           | 1.537.737         | 145.275           | 1.526.049         | 1.349.753         | 506.298           | 7.425.129          |
|   | Zona 3               | 147.230   | -                 | 30.210            | 155.030           | 282.758           | 660.153           | 827.088           | 1.107.770         | 904.465           | 1.289.147         | 1.060.115         | 429.710           | 6.893.674          |
|   | Zona 4               | 658.370   | 419.012           | 305.145           | 455.519           | 937.334           | 1.203.092         | 880.794           | 1.843.528         | 1.139.993         | 2.258.206         | 2.366.013         | 1.607.814         | 14.074.810         |
|   | Zona 5               | -   | 151.554           | 58.296            | 171.930           | 250.186           | 402.460           | 789.684           | 807.218           | 905.260           | 980.690           | 1.000.403         | 1.366.020         | 6.883.701          |
| <b>TOTAL</b>  |                      | <b>1.451.030</b>  | <b>719.066</b>    | <b>393.651</b>    | <b>1.100.227</b>  | <b>2.098.838</b>  | <b>4.099.237</b>  | <b>4.522.099</b>  | <b>6.692.753</b>  | <b>5.550.483</b>  | <b>8.812.892</b>  | <b>7.609.524</b>  | <b>5.010.722</b>  | <b>48.060.522</b>  |
| <b>CARTAGENA</b>  |                      |   |                   |                   |                   |                   |                   |                   |                   |                   |                   |                   |                   |                    |
|   | Cartagena            | -   | -                 | 4.979.976         | 3.030.838         | 6.350.069         | 8.008.763         | 5.981.568         | 8.239.630         | 11.541.825        | 13.989.342        | 13.154.245        | 13.891.908        | 89.168.164         |
| <b>TOTAL</b>  |                      | <b>-</b>  | <b>-</b>          | <b>4.979.976</b>  | <b>3.030.838</b>  | <b>6.350.069</b>  | <b>8.008.763</b>  | <b>5.981.568</b>  | <b>8.239.630</b>  | <b>11.541.825</b> | <b>13.989.342</b> | <b>13.154.245</b> | <b>13.891.908</b> | <b>89.168.164</b>  |
| <b>MULA Y COMARCA</b>   |                      |   |                   |                   |                   |                   |                   |                   |                   |                   |                   |                   |                   |                    |
|   | Mula y Piego         | -   | -                 | -                 | -                 | -                 | -                 | 916.326           | 688.100           | 721.420           | 726.335           | 660.015           | 244.335           | 3.956.531          |
|   | Yechar               | -   | -                 | -                 | -                 | -                 | -                 | 308.678           | 700.000           | 581.200           | 641.890           | 648.400           | 914.578           | 3.794.746          |
| <b>TOTAL</b>  |                      | <b>-</b>  | <b>-</b>          | <b>-</b>          | <b>-</b>          | <b>-</b>          | <b>-</b>          | <b>1.225.004</b>  | <b>1.388.100</b>  | <b>1.302.620</b>  | <b>1.368.225</b>  | <b>1.308.415</b>  | <b>1.158.913</b>  | <b>7.751.277</b>   |
| <b>LORCA Y VALLE DEL GUADALENTIN</b>  |                      |   |                   |                   |                   |                   |                   |                   |                   |                   |                   |                   |                   |                    |
|   | Sangonera            | 335.670   | 187.990           | -                 | -                 | 586.190           | 327.889           | 379.208           | 760.600           | 254.515           | 968.321           | 1.297.580         | 778.393           | 5.876.336          |
|   | Librilla             | 481.144   | -                 | -                 | 8.947             | 411.596           | 610.040           | 734.400           | 679.364           | 430.480           | 1.524.320         | 1.631.340         | 2.020.564         | 8.532.195          |
|   | Alhama               | -   | -                 | -                 | -                 | 660.647           | 720.833           | 1.103.709         | 971.572           | 2.037.190         | 2.057.718         | 2.291.580         | 1.911.102         | 11.754.351         |
|   | Totana               | 350.477   | 214.680           | 49.215            | 203.763           | 456.950           | 522.679           | 1.107.247         | 1.083.231         | 1.646.846         | 2.775.162         | 2.579.253         | 2.601.882         | 13.591.385         |
|   | Lorca                | 1.801.259   | 882.895           | 386.100           | 1.156.195         | 1.583.985         | 2.300.352         | 3.698.228         | 1.330.175         | 1.786.227         | 2.862.966         | 4.452.737         | 4.936.172         | 27.177.321         |
| <b>TOTAL</b>  |                      | <b>2.968.550</b>  | <b>1.285.565</b>  | <b>435.315</b>    | <b>1.368.905</b>  | <b>3.699.368</b>  | <b>4.481.773</b>  | <b>7.022.792</b>  | <b>4.824.942</b>  | <b>6.155.258</b>  | <b>10.188.517</b> | <b>12.252.490</b> | <b>12.248.113</b> | <b>66.931.588</b>  |
| <b>ALMERIA</b>  |                      |   |                   |                   |                   |                   |                   |                   |                   |                   |                   |                   |                   |                    |
|   | Almeria *            | -   | 520.063           | 106.901           | 228.084           | 727.999           | 1.387.652         | 1.778.972         | 2.262.320         | 2.343.384         | 3.383.805         | 3.705.596         | 2.555.225         | 19.000.000         |
| <b>TOTAL</b>  |                      | <b>-</b>  | <b>520.063</b>    | <b>106.901</b>    | <b>228.084</b>    | <b>727.999</b>    | <b>1.387.652</b>  | <b>1.778.972</b>  | <b>2.262.320</b>  | <b>2.343.384</b>  | <b>3.383.805</b>  | <b>3.705.596</b>  | <b>2.555.225</b>  | <b>19.000.000</b>  |
| <b>SUMA RIEGO</b>   |                      |   |                   |                   |                   |                   |                   |                   |                   |                   |                   |                   |                   |                    |
|   |                      | <b>8.734.552</b>  | <b>4.511.048</b>  | <b>8.903.649</b>  | <b>7.356.260</b>  | <b>19.249.651</b> | <b>26.129.322</b> | <b>29.103.617</b> | <b>34.632.281</b> | <b>38.522.972</b> | <b>54.391.142</b> | <b>55.034.614</b> | <b>45.320.811</b> | <b>331.889.919</b> |
| <b>TAIBILLA</b>   |                      |   |                   |                   |                   |                   |                   |                   |                   |                   |                   |                   |                   |                    |
|   |                      | 12.969.430  | 11.940.573        | 12.124.030        | 11.476.317        | 9.618.044         | 11.255.144        | 11.388.900        | 12.384.676        | 14.756.386        | 17.359.012        | -                 | -                 | 14.464.506         |
| <b>CONF. H. DEL SUR</b>   |                      |   |                   |                   |                   |                   |                   |                   |                   |                   |                   |                   |                   |                    |
|   |                      | 2.220.523   | 1.984.438         | 280.394           | 1.246.606         | 2.312.900         | 330.000           | 592.711           | 1.180.000         | 793.800           | -                 | -                 | -                 | 10.941.372         |
| <b>ABASTECIMIENTO</b>   |                      |   |                   |                   |                   |                   |                   |                   |                   |                   |                   |                   |                   |                    |
|   |                      | 15.189.953  | 13.925.011        | 12.404.424        | 12.722.923        | 11.930.944        | 11.585.144        | 11.981.611        | 13.564.676        | 15.550.186        | 17.359.012        | -                 | -                 | 14.464.506         |
| <b>TOTAL</b>  |                      | <b>23.924.505</b>   | <b>18.436.059</b> | <b>21.308.073</b> | <b>20.079.183</b> | <b>31.180.595</b> | <b>37.714.466</b> | <b>41.085.228</b> | <b>48.196.957</b> | <b>54.073.158</b> | <b>71.750.154</b> | <b>55.034.614</b> | <b>59.785.317</b> | <b>482.568.309</b> |

## 2.5.- Año Hidrológico 2001-2002


|  |                      | CONSUMOS NETOS POR ZONAS ATS (M3). AÑO HIDROLOGICO 2001-2002 |                   |                   |                   |                   |                   |                   |                   |                   |                   |                   |                   |                    |
|---|----------------------|--|-------------------|-------------------|-------------------|-------------------|-------------------|-------------------|-------------------|-------------------|-------------------|-------------------|-------------------|--------------------|
| ZONAS   | SUBZONAS             | OCTUBRE  | NOVIEMBRE         | DICIEMBRE         | ENERO             | FEBRERO           | MARZO             | ABRIL             | MAYO              | JUNIO             | JULIO             | AGOSTO            | SEPTIEMBRE        | SUMA               |
| <b>ALICANTE</b>   |                      |  |                   |                   |                   |                   |                   |                   |                   |                   |                   |                   |                   |                    |
|   | R.L.M.I              | 2.915.828  | 1.880.131         | 1.658.930         | 1.675.045         | 5.317.028         | 5.165.002         | 3.845.805         | 7.318.346         | 9.362.148         | 11.272.395        | 12.053.607        | 13.743.658        | 76.207.923         |
|   | S. Isidro y Realengo | 29.275   | -                 | 11.546            | -                 | 45.063            | 217.540           | 179.726           | 331.960           | 376.270           | 545.512           | 389.006           | 295.586           | 2.421.484          |
|   | La Pedreira          | 1.737.536  | 939.244           | -                 | -                 | 641.857           | 1.066.431         | 748.135           | 1.340.555         | 1.372.076         | 3.249.579         | 3.300.929         | 3.497.149         | 17.893.491         |
|   | R.L.M.D.             | -  | 342.855           | -                 | -                 | -                 | 1.157.740         | -                 | 1.392.194         | -                 | -                 | 170.287           | 1.051.390         | 4.114.466          |
| <b>TOTAL</b>  |                      | <b>4.682.639</b>   | <b>3.162.230</b>  | <b>1.670.476</b>  | <b>1.675.045</b>  | <b>6.003.948</b>  | <b>7.606.713</b>  | <b>4.773.666</b>  | <b>10.383.055</b> | <b>11.110.494</b> | <b>15.067.486</b> | <b>15.913.829</b> | <b>18.587.783</b> | <b>100.637.364</b> |
| <b>VEGA ALTA Y MEDIA</b>  |                      |  |                   |                   |                   |                   |                   |                   |                   |                   |                   |                   |                   |                    |
|   | Zona 1               | 556.000  | 155.680           | 161.240           | 155.680           | 494.840           | 722.800           | 856.240           | 1.989.120         | 2.201.760         | 1.968.240         | 1.673.560         | 989.680           | 11.924.840         |
|   | Zona 2               | 277.289  | 106.021           | -                 | 69.842            | 543.777           | 498.863           | 628.968           | 1.151.940         | 382.123           | 964.123           | 823.997           | 1.499.400         | 6.946.143          |
|   | Zona 3               | 304.488  | 149.782           | 80.804            | 169.080           | 505.940           | 512.080           | 690.410           | 1.158.530         | 947.482           | 1.311.117         | 1.303.778         | 1.501.501         | 8.634.992          |
|   | Zona 4               | 651.413  | 582.020           | 414.836           | 258.880           | 967.820           | 1.151.315         | 1.145.154         | 1.654.879         | 1.295.826         | 2.216.281         | 2.209.386         | 3.313.731         | 15.861.541         |
|   | Zona 5               | 82.310   | 246.775           | 112.930           | 92.170            | 564.457           | 314.362           | 486.370           | 875.696           | 959.728           | 909.239           | 1.289.601         | 1.675.551         | 7.609.189          |
| <b>TOTAL</b>  |                      | <b>1.871.500</b>   | <b>1.240.278</b>  | <b>769.810</b>    | <b>745.452</b>    | <b>3.076.834</b>  | <b>3.199.420</b>  | <b>3.807.142</b>  | <b>6.830.165</b>  | <b>5.786.919</b>  | <b>7.369.000</b>  | <b>7.300.322</b>  | <b>8.979.863</b>  | <b>50.976.705</b>  |
| <b>CARTAGENA</b>  |                      |  |                   |                   |                   |                   |                   |                   |                   |                   |                   |                   |                   |                    |
|   | Cartagena            | 8.739.861  | 5.501.232         | 3.260.391         | 4.581.002         | 7.774.544         | 6.693.720         | 8.009.311         | 8.432.845         | 5.496.556         | 13.565.294        | 12.105.799        | 12.692.987        | 96.853.542         |
| <b>TOTAL</b>  |                      | <b>8.739.861</b>   | <b>5.501.232</b>  | <b>3.260.391</b>  | <b>4.581.002</b>  | <b>7.774.544</b>  | <b>6.693.720</b>  | <b>8.009.311</b>  | <b>8.432.845</b>  | <b>5.496.556</b>  | <b>13.565.294</b> | <b>12.105.799</b> | <b>12.692.987</b> | <b>96.853.542</b>  |
| <b>MULA Y COMARCA</b>   |                      |  |                   |                   |                   |                   |                   |                   |                   |                   |                   |                   |                   |                    |
|   | Mula y Priego        | -  | -                 | -                 | -                 | -                 | 824.870           | 400.780           | 82.676            | -                 | 774.800           | 666.353           | 362.858           | 3.112.337          |
|   | Yechar               | 36.146   | -                 | -                 | -                 | -                 | 147.201           | 201.950           | -                 | 533.801           | 614.100           | 666.353           | 976.942           | 3.176.493          |
| <b>TOTAL</b>  |                      | <b>36.146</b>  | <b>-</b>          | <b>-</b>          | <b>-</b>          | <b>-</b>          | <b>972.071</b>    | <b>602.730</b>    | <b>82.676</b>     | <b>533.801</b>    | <b>1.388.900</b>  | <b>1.332.706</b>  | <b>1.339.800</b>  | <b>6.288.830</b>   |
| <b>LORCA Y VALLE DEL GUADALENTIN</b>  |                      |  |                   |                   |                   |                   |                   |                   |                   |                   |                   |                   |                   |                    |
|   | Sangonera            | 357.380  | 283.980           | 189.160           | 154.900           | 481.700           | 235.880           | 263.070           | 693.740           | 666.925           | 716.790           | 518.346           | 1.039.610         | 5.601.481          |
|   | Librilla             | 111.875  | 49.222            | 13.271            | 33.857            | 55.973            | 108.173           | 54.436            | 361.953           | 942.985           | 1.256.658         | 1.809.597         | 1.677.383         | 6.675.383          |
|   | Alfama               | 301.271  | 361.840           | 218.380           | 117.440           | 447.382           | 582.294           | 599.940           | 626.956           | 1.601.182         | 1.913.552         | 1.673.560         | 1.830.273         | 10.274.070         |
|   | Totana               | 949.974  | 557.376           | 433.362           | 392.734           | 582.350           | 488.507           | 567.627           | 1.133.571         | 1.456.711         | 1.357.881         | 1.678.217         | 2.507.176         | 12.105.486         |
|   | Lorca                | 3.786.100  | 2.878.659         | 1.552.237         | 1.663.159         | 3.732.719         | 2.250.180         | 2.465.694         | 2.843.955         | 1.581.589         | 1.622.982         | 1.501.298         | 2.757.110         | 28.635.642         |
| <b>TOTAL</b>  |                      | <b>5.506.600</b>   | <b>4.131.077</b>  | <b>2.406.410</b>  | <b>2.362.090</b>  | <b>5.300.124</b>  | <b>3.665.014</b>  | <b>3.950.767</b>  | <b>5.680.175</b>  | <b>6.249.372</b>  | <b>6.867.863</b>  | <b>7.181.018</b>  | <b>10.011.552</b> | <b>63.292.062</b>  |
| <b>ALMERIA</b>  |                      |  |                   |                   |                   |                   |                   |                   |                   |                   |                   |                   |                   |                    |
|   | Almeria *            | 2.416.105  | 2.673.951         | 1.512.923         | 846.225           | 1.227.388         | 1.217.934         | 1.501.626         | 1.745.055         | 1.420.880         | 1.649.963         | 1.532.281         | 1.781.614         | 19.525.945         |
| <b>TOTAL</b>  |                      | <b>2.416.105</b>   | <b>2.673.951</b>  | <b>1.512.923</b>  | <b>846.225</b>    | <b>1.227.388</b>  | <b>1.217.934</b>  | <b>1.501.626</b>  | <b>1.745.055</b>  | <b>1.420.880</b>  | <b>1.649.963</b>  | <b>1.532.281</b>  | <b>1.781.614</b>  | <b>19.525.945</b>  |
| <b>TOTAL RIEGO</b>  |                      |  |                   |                   |                   |                   |                   |                   |                   |                   |                   |                   |                   |                    |
|   |                      | <b>23.252.851</b>  | <b>16.708.768</b> | <b>9.620.010</b>  | <b>10.209.814</b> | <b>23.382.838</b> | <b>23.354.872</b> | <b>22.645.242</b> | <b>33.133.971</b> | <b>30.598.022</b> | <b>45.908.506</b> | <b>45.365.955</b> | <b>53.393.599</b> | <b>337.574.448</b> |
| <b>TABILLA (1)</b>  |                      |  |                   |                   |                   |                   |                   |                   |                   |                   |                   |                   |                   |                    |
|   |                      | <b>13.823.586</b>  | <b>11.621.759</b> | <b>11.300.743</b> | <b>12.184.313</b> | <b>12.082.027</b> | <b>11.502.727</b> | <b>10.086.127</b> | <b>6.703.541</b>  | <b>9.977.592</b>  | <b>11.799.521</b> | <b>17.414.744</b> | <b>-</b>          | <b>128.496.680</b> |
| <b>CONF. H. DEL SUR</b>   |                      |  |                   |                   |                   |                   |                   |                   |                   |                   |                   |                   |                   |                    |
|   |                      | <b>712.688</b>   | <b>1.184.400</b>  | <b>599.543</b>    | <b>816.857</b>    | <b>783.200</b>    | <b>954.196</b>    | <b>958.671</b>    | <b>871.384</b>    | <b>932.749</b>    | <b>1.069.800</b>  | <b>926.868</b>    | <b>890.900</b>    | <b>10.681.056</b>  |
| <b>TOTAL ABASTECIMIENTO</b>   |                      |  |                   |                   |                   |                   |                   |                   |                   |                   |                   |                   |                   |                    |
|   |                      | <b>14.536.274</b>  | <b>12.806.159</b> | <b>11.900.286</b> | <b>13.001.170</b> | <b>12.845.227</b> | <b>12.456.923</b> | <b>11.044.798</b> | <b>7.574.925</b>  | <b>10.910.341</b> | <b>12.869.121</b> | <b>18.341.612</b> | <b>890.900</b>    | <b>139.177.736</b> |
| <b>TOTAL TRASVASE</b>   |                      |  |                   |                   |                   |                   |                   |                   |                   |                   |                   |                   |                   |                    |
|   |                      | <b>37.789.125</b>  | <b>29.514.927</b> | <b>21.520.296</b> | <b>23.210.984</b> | <b>36.228.065</b> | <b>35.811.795</b> | <b>33.690.040</b> | <b>40.708.896</b> | <b>41.508.363</b> | <b>58.777.627</b> | <b>63.707.567</b> | <b>54.284.499</b> | <b>476.752.184</b> |

## 2.6.- Año Hidrológico 2002-2003


|  |                      | <b>CONSUMOS NETOS POR ZONAS ATS (M3). AÑO HIDROLOGICO 2002-2003</b> |                   |                   |                   |                   |                   |                   |                   |                   |                   |                   |                   |                    |
|---|----------------------|---|-------------------|-------------------|-------------------|-------------------|-------------------|-------------------|-------------------|-------------------|-------------------|-------------------|-------------------|--------------------|
| ZONAS   | SUBZONAS             | OCTUBRE   | NOVIEMBRE         | DICIEMBRE         | ENERO             | FEBRERO           | MARZO             | ABRIL             | MAYO              | JUNIO             | JULIO             | AGOSTO            | SEPTIEMBRE        | SUMA               |
| <b>ALICANTE</b>   |                      |   |                   |                   |                   |                   |                   |                   |                   |                   |                   |                   |                   |                    |
|   | R.L.M.I.             | 6.883.635   | 3.255.334         | 2.971.807         | 3.870.931         | 5.948.509         | 5.680.262         | 5.449.468         | 4.397.482         | 9.244.509         | 12.029.522        | 10.030.638        | 10.894.169        | 80.456.266         |
|   | S. Isidro y Realengo | 64.132  | 105.160           | 76.054            | 71.521            | 104.959           | 247.136           | 227.370           | 20.108            | 239.334           | 316.099           | 477.040           | 670.238           | 2.619.151          |
|   | La Pedrera           | 419.477   | 551.257           | 196.330           | 370.945           | 551.029           | 1.330.842         | 954.287           | 1.470.545         | 1.563.531         | 2.230.004         | 2.064.174         | 1.963.192         | 13.665.613         |
|   | R.L.M.D.             | 903.822   | -                 | -                 | -                 | 171.326           | 816.531           | 443.544           | 969.127           | -                 | 390.824           | 1.097.244         | 373.756           | 5.186.174          |
| <b>TOTAL</b>  |                      | <b>8.271.066</b>  | <b>3.911.751</b>  | <b>3.244.191</b>  | <b>4.313.397</b>  | <b>6.775.823</b>  | <b>8.074.771</b>  | <b>7.074.669</b>  | <b>6.857.262</b>  | <b>11.047.374</b> | <b>14.966.449</b> | <b>13.669.098</b> | <b>13.701.355</b> | <b>101.907.204</b> |
| <b>VEGA ALTA Y MEDIA</b>  |                      |   |                   |                   |                   |                   |                   |                   |                   |                   |                   |                   |                   |                    |
|   | Zona 1               | 700.560   | 350.280           | 130.660           | 294.680           | 356.976           | 665.760           | 951.900           | 1.507.050         | 2.590.950         | 2.403.150         | 2.125.650         | 688.200           | 12.765.816         |
|   | Zona 2               | 431.460   | 168.000           | 16.380            | -                 | -                 | 317.988           | 635.976           | 1.357.000         | 969.213           | 1.717.244         | 1.564.217         | 614.694           | 7.590.172          |
|   | Zona 3               | 92.257  | 84.180            | 118.020           | 244.690           | 276.540           | 368.269           | 644.220           | 1.050.898         | 987.277           | 1.368.794         | 1.400.522         | 1.426.840         | 8.062.507          |
|   | Zona 4               | 1.248.067   | 784.822           | 710.275           | 800.500           | 992.938           | 1.182.967         | 1.345.938         | 2.003.279         | 1.246.424         | 2.571.060         | 2.952.018         | 2.326.786         | 18.685.074         |
|   | Zona 5               | 186.766   | 118.079           | 89.199            | 180.498           | 202.992           | 258.484           | 573.035           | 1.033.470         | 1.131.072         | 1.295.590         | 1.411.600         | 1.322.906         | 7.803.691          |
| <b>TOTAL</b>  |                      | <b>2.659.110</b>  | <b>1.503.361</b>  | <b>1.064.534</b>  | <b>1.520.368</b>  | <b>1.829.446</b>  | <b>2.793.468</b>  | <b>4.151.069</b>  | <b>6.951.697</b>  | <b>6.924.936</b>  | <b>9.355.838</b>  | <b>9.254.007</b>  | <b>6.879.426</b>  | <b>54.887.280</b>  |
| <b>CARTAGENA</b>  |                      |   |                   |                   |                   |                   |                   |                   |                   |                   |                   |                   |                   |                    |
|   | Cartagena            | 8.742.837   | 4.662.404         | -                 | 3.385.932         | 5.028.481         | 8.768.724         | 8.125.964         | 10.211.068        | 11.503.675        | 10.624.746        | 13.625.585        | 13.296.780        | 97.976.196         |
| <b>TOTAL</b>  |                      | <b>8.742.837</b>  | <b>4.662.404</b>  | <b>-</b>          | <b>3.385.932</b>  | <b>5.028.481</b>  | <b>8.768.724</b>  | <b>8.125.964</b>  | <b>10.211.068</b> | <b>11.503.675</b> | <b>10.624.746</b> | <b>13.625.585</b> | <b>13.296.780</b> | <b>97.976.196</b>  |
| <b>MULA Y COMARCA</b>   |                      |   |                   |                   |                   |                   |                   |                   |                   |                   |                   |                   |                   |                    |
|   | Mula y Pliego        | -   | -                 | -                 | -                 | -                 | -                 | 527.900           | 966.400           | 652.857           | 615.076           | 730.399           | 32.733            | 3.524.365          |
|   | Yechar               | 116.958   | -                 | -                 | -                 | -                 | -                 | 215.732           | 400.800           | 573.119           | 751.581           | 696.901           | 469.514           | 3.224.605          |
| <b>TOTAL</b>  |                      | <b>116.958</b>  | <b>-</b>          | <b>-</b>          | <b>-</b>          | <b>-</b>          | <b>-</b>          | <b>743.632</b>    | <b>1.366.200</b>  | <b>1.225.976</b>  | <b>1.366.657</b>  | <b>1.427.300</b>  | <b>502.247</b>    | <b>6.748.970</b>   |
| <b>LORCA Y VALLE DEL GUADALENTIN</b>  |                      |   |                   |                   |                   |                   |                   |                   |                   |                   |                   |                   |                   |                    |
|   | Sangonera            | 277.020   | 129.060           | 141.120           | 187.920           | 207.360           | 200.990           | 455.600           | 916.110           | 295.218           | 990.897           | 1.117.719         | 156.352           | 5.075.366          |
|   | Litilla              | -   | 34.046            | 47.160            | 26.352            | 36.828            | 205.413           | 406.490           | 635.056           | 649.692           | 1.314.387         | 1.222.674         | 1.847.751         | 6.425.849          |
|   | Alhama               | 346.793   | 698.540           | 273.734           | 60.712            | 156.351           | 329.431           | 1.137.328         | 1.279.941         | 1.905.624         | 2.265.204         | 1.141.996         | 151.813           | 9.747.467          |
|   | Totana               | 596.783   | 262.720           | 233.578           | 198.224           | 258.511           | 781.140           | 1.041.052         | 1.146.195         | 1.727.791         | 1.950.135         | 1.663.906         | 1.964.410         | 11.804.445         |
|   | Lorca                | 1.939.805   | 2.085.725         | 826.060           | 1.060.695         | 1.437.650         | 2.003.597         | 3.710.014         | 3.014.900         | 1.607.474         | 2.264.845         | 2.681.440         | 3.929.849         | 26.561.854         |
| <b>TOTAL</b>  |                      | <b>3.160.401</b>  | <b>3.210.091</b>  | <b>1.521.652</b>  | <b>1.533.903</b>  | <b>2.096.700</b>  | <b>3.500.571</b>  | <b>6.750.484</b>  | <b>6.992.202</b>  | <b>6.185.799</b>  | <b>8.785.268</b>  | <b>7.827.735</b>  | <b>8.050.175</b>  | <b>59.614.981</b>  |
| <b>ALMERÍA</b>  |                      |   |                   |                   |                   |                   |                   |                   |                   |                   |                   |                   |                   |                    |
|   | Almería *            | 814.335   | 847.350           | 309.908           | 471.501           | 664.583           | 434.848           | 1.123.078         | 2.189.058         | 2.025.664         | 2.523.204         | 1.882.603         | 1.713.868         | 15.000.000         |
| <b>TOTAL</b>  |                      | <b>814.335</b>  | <b>847.350</b>    | <b>309.908</b>    | <b>471.501</b>    | <b>664.583</b>    | <b>434.848</b>    | <b>1.123.078</b>  | <b>2.189.058</b>  | <b>2.025.664</b>  | <b>2.523.204</b>  | <b>1.882.603</b>  | <b>1.713.868</b>  | <b>15.000.000</b>  |
| <b>TOTAL RIEGO</b>  |                      | <b>23.764.707</b>   | <b>14.134.957</b> | <b>6.140.285</b>  | <b>11.225.101</b> | <b>16.395.033</b> | <b>23.572.382</b> | <b>27.968.696</b> | <b>34.567.487</b> | <b>38.913.424</b> | <b>47.622.162</b> | <b>47.686.326</b> | <b>44.143.851</b> | <b>336.134.611</b> |
| TABILLA (1)   |                      | 3.136.698   | 12.319.889        | 11.927.192        | 12.362.948        | 11.272.727        | 12.787.820        | 12.870.432        | 14.983.514        | 16.898.908        | 19.122.353        | 18.870.111        | 5.847.500         | 152.400.092        |
| CONF. H. DEL SUR  |                      | 911.200   | 882.000           | 665.657           | 770.832           | 811.000           | 600.662           | 710.480           | 1.048.700         | 915.594           | 991.693           | 979.000           | 992.700           | 10.179.518         |
| <b>TOTAL ABASTECIMIENTO</b>   |                      | <b>4.047.898</b>  | <b>13.201.889</b> | <b>12.592.849</b> | <b>13.133.780</b> | <b>12.083.727</b> | <b>13.388.482</b> | <b>13.580.912</b> | <b>16.032.214</b> | <b>17.814.502</b> | <b>20.114.046</b> | <b>19.849.111</b> | <b>6.740.200</b>  | <b>162.579.610</b> |
| <b>TOTAL TRASVASE</b>   |                      | <b>27.812.605</b>   | <b>27.336.846</b> | <b>18.733.134</b> | <b>24.358.881</b> | <b>28.478.760</b> | <b>36.960.864</b> | <b>41.549.808</b> | <b>50.599.701</b> | <b>56.727.926</b> | <b>67.736.208</b> | <b>67.535.437</b> | <b>50.884.051</b> | <b>498.714.221</b> |



## 2.7.- Año Hidrológico 2003-2004

|  |                      | CONSUMOS NETOS POR ZONAS ATS (M3). AÑO HIDROLOGICO 2003-2004 |                   |                   |                   |                   |                   |                   |                   |                   |                   |                   |                   |                    |
|---|----------------------|--|-------------------|-------------------|-------------------|-------------------|-------------------|-------------------|-------------------|-------------------|-------------------|-------------------|-------------------|--------------------|
| ZONAS   | SUBZONAS             | OCTUBRE  | NOVIEMBRE         | DICIEMBRE         | ENERO             | FEBRERO           | MARZO             | ABRIL             | MAYO              | JUNIO             | JULIO             | AGOSTO            | SEPTIEMBRE        | SUMA               |
| <b>ALICANTE</b>   |                      |  |                   |                   |                   |                   |                   |                   |                   |                   |                   |                   |                   |                    |
|   | R.L.M.J.             | 2.381.760  | 3.183.012         | 1.833.540         | 2.957.597         | 6.259.047         | 4.633.891         | 2.556.755         | 3.666.648         | 8.243.977         | 10.931.238        | 12.811.779        | 11.856.591        | 71.315.835         |
|   | S. Isidro y Realengo | 79.191   | 47.901            | -                 | 176.104           | 244.705           | 228.899           | 79.357            | -                 | 323.011           | 408.107           | 220.592           | -                 | 1.807.867          |
|   | La Pedrera           | 706.600  | 376.503           | 38.470            | 739.375           | 747.485           | 735.521           | 427.426           | 448.153           | 1.683.074         | 1.745.410         | 2.578.657         | 2.057.272         | 12.283.946         |
|   | R.L.M.D.             | 402.248  | -                 | 42.755            | 845.193           | -                 | 694.044           | 132.494           | 495.524           | 538.571           | -                 | -                 | -                 | 3.150.829          |
| <b>TOTAL</b>  |                      | <b>3.569.799</b>   | <b>3.607.416</b>  | <b>1.914.765</b>  | <b>4.718.269</b>  | <b>7.251.237</b>  | <b>6.292.355</b>  | <b>3.196.032</b>  | <b>4.610.325</b>  | <b>10.788.633</b> | <b>13.084.755</b> | <b>15.611.028</b> | <b>13.913.863</b> | <b>88.558.477</b>  |
| <b>VEGA ALTA Y MEDIA</b>  |                      |  |                   |                   |                   |                   |                   |                   |                   |                   |                   |                   |                   |                    |
|   | Zona 1               | 505.050  | 229.700           | 277.500           | 427.350           | 481.665           | 498.960           | 677.655           | 1.025.640         | 2.068.245         | 2.341.560         | 1.977.900         | 833.340           | 11.344.565         |
|   | Zona 2               | 635.040  | 151.200           | 47.880            | -                 | 362.835           | 245.964           | 342.108           | 631.997           | 1.513.710         | 1.212.066         | 372.616           | 1.203.263         | 6.718.679          |
|   | Zona 3               | 349.748  | 132.220           | 163.890           | 343.540           | 556.491           | 491.429           | 669.293           | 1.350.846         | 572.206           | 1.092.829         | 1.118.291         | 550.441           | 7.399.224          |
|   | Zona 4               | 961.173  | 722.966           | 362.944           | 1.120.755         | 1.115.581         | 935.789           | 668.915           | 1.108.201         | 1.769.500         | 2.095.861         | 2.347.389         | 2.538.645         | 15.747.699         |
|   | Zona 5               | 70.004   | 27.540            | 100.108           | 236.288           | 337.006           | 148.328           | 257.309           | 671.843           | 970.763           | 1.337.879         | 1.204.272         | 1.140.178         | 6.501.518          |
| <b>TOTAL</b>  |                      | <b>2.521.015</b>   | <b>1.263.626</b>  | <b>952.322</b>    | <b>2.127.933</b>  | <b>2.853.558</b>  | <b>2.320.470</b>  | <b>2.615.280</b>  | <b>4.796.527</b>  | <b>6.894.424</b>  | <b>8.080.195</b>  | <b>7.020.468</b>  | <b>6.265.867</b>  | <b>47.711.685</b>  |
| <b>CARTAGENA</b>  |                      |  |                   |                   |                   |                   |                   |                   |                   |                   |                   |                   |                   |                    |
|   | Cartagena            | 6.853.967  | 4.901.829         | 2.962.078         | 7.820.093         | 8.010.618         | 7.049.118         | 5.534.684         | 7.752.072         | 9.828.969         | 12.137.264        | 12.712.459        | 11.991.843        | 97.554.994         |
| <b>TOTAL</b>  |                      | <b>6.853.967</b>   | <b>4.901.829</b>  | <b>2.962.078</b>  | <b>7.820.093</b>  | <b>8.010.618</b>  | <b>7.049.118</b>  | <b>5.534.684</b>  | <b>7.752.072</b>  | <b>9.828.969</b>  | <b>12.137.264</b> | <b>12.712.459</b> | <b>11.991.843</b> | <b>97.554.994</b>  |
| <b>MULA Y COMARCA</b>   |                      |  |                   |                   |                   |                   |                   |                   |                   |                   |                   |                   |                   |                    |
|   | Mula y Pliego        | -  | -                 | -                 | -                 | 361.010           | 823.890           | -                 | -                 | -                 | 579.191           | 534.124           | 362.421           | 2.680.636          |
|   | Yechar               | -  | -                 | -                 | 30.769            | 77.298            | 184.439           | -                 | -                 | 242.709           | 553.259           | 845.521           | 778.558           | 2.712.553          |
| <b>TOTAL</b>  |                      | <b>-</b>   | <b>-</b>          | <b>-</b>          | <b>30.769</b>     | <b>438.308</b>    | <b>1.008.329</b>  | <b>-</b>          | <b>-</b>          | <b>242.709</b>    | <b>1.132.450</b>  | <b>1.379.645</b>  | <b>1.140.979</b>  | <b>5.373.189</b>   |
| <b>LORCA Y VALLE DEL GUADALENTIN</b>  |                      |  |                   |                   |                   |                   |                   |                   |                   |                   |                   |                   |                   |                    |
|   | Sangonera            | 359.100  | 322.451           | 217.040           | 448.870           | 408.270           | 406.490           | 282.040           | 445.270           | 807.700           | 494.591           | 533.391           | 568.930           | 5.294.143          |
|   | Librilla             | 54.972   | 48.870            | 32.165            | 75.965            | 324.457           | 208.400           | 63.215            | 196.347           | 280.848           | 981.652           | 1.390.100         | 2.304.923         | 5.961.914          |
|   | Alhama               | 431.996  | 463.181           | 58.449            | 303.043           | 425.345           | 173.817           | 247.442           | 381.009           | 790.105           | 1.465.764         | 2.302.680         | 2.032.669         | 9.075.500          |
|   | Tolana               | 436.639  | 476.816           | 118.906           | 480.732           | 626.648           | 675.832           | 410.919           | 536.393           | 1.049.688         | 1.508.177         | 2.128.801         | 2.534.314         | 10.983.875         |
|   | Lorca                | 2.017.404  | 2.282.107         | 262.466           | 3.289.934         | 2.369.588         | 2.781.750         | 764.856           | 1.597.326         | 1.562.574         | 1.687.462         | 2.250.204         | 4.581.829         | 25.427.500         |
| <b>TOTAL</b>  |                      | <b>3.300.111</b>   | <b>3.573.425</b>  | <b>689.026</b>    | <b>4.598.544</b>  | <b>4.154.308</b>  | <b>4.246.289</b>  | <b>1.768.472</b>  | <b>3.156.345</b>  | <b>4.490.925</b>  | <b>6.137.646</b>  | <b>8.605.176</b>  | <b>12.022.665</b> | <b>56.742.932</b>  |
| <b>ALMERIA</b>  |                      |  |                   |                   |                   |                   |                   |                   |                   |                   |                   |                   |                   |                    |
|   | Almería *            | 941.362  | 1.455.813         | 948.459           | 1.095.037         | 999.399           | 966.977           | 755.805           | 728.558           | 1.130.165         | 1.179.637         | 1.006.670         | 1.917.120         | 13.125.000         |
| <b>TOTAL</b>  |                      | <b>941.362</b>   | <b>1.455.813</b>  | <b>948.459</b>    | <b>1.095.037</b>  | <b>999.399</b>    | <b>966.977</b>    | <b>755.805</b>    | <b>728.558</b>    | <b>1.130.165</b>  | <b>1.179.637</b>  | <b>1.006.670</b>  | <b>1.917.120</b>  | <b>13.125.000</b>  |
| <b>TOTAL RIEGO</b>  |                      | <b>17.186.254</b>  | <b>14.802.109</b> | <b>7.466.650</b>  | <b>20.390.645</b> | <b>23.707.428</b> | <b>21.883.538</b> | <b>13.870.273</b> | <b>21.043.825</b> | <b>33.375.825</b> | <b>41.751.947</b> | <b>46.335.446</b> | <b>47.252.337</b> | <b>309.066.277</b> |
| TAIBILLA (1)  |                      | 12.819.202   | 11.177.140        | 10.867.140        | 11.609.844        | 11.142.776        | 12.695.134        | 11.661.861        | 11.683.580        | 3.973.844         | 11.832.781        | 8.049.601         | 5.574.533         | 123.087.436        |
| CONF. H. DEL SUR  |                      | 1.028.800  | 982.400           | 300.020           | 573.800           | 595.300           | 659.400           | 490.700           | 378.800           | 471.000           | 496.200           | 495.800           | 480.200           | 6.952.220          |
| <b>TOTAL ABASTECIMIENTO</b>   |                      | <b>13.848.002</b>  | <b>12.159.540</b> | <b>11.167.160</b> | <b>12.183.644</b> | <b>11.738.076</b> | <b>13.354.534</b> | <b>12.152.561</b> | <b>12.062.180</b> | <b>4.444.844</b>  | <b>12.328.981</b> | <b>8.545.401</b>  | <b>6.054.733</b>  | <b>130.039.656</b> |
| <b>TOTAL TRASVASE</b>   |                      | <b>31.034.256</b>  | <b>26.961.649</b> | <b>18.633.810</b> | <b>32.574.289</b> | <b>35.445.504</b> | <b>35.238.072</b> | <b>26.022.834</b> | <b>33.106.005</b> | <b>37.820.669</b> | <b>54.080.928</b> | <b>54.880.847</b> | <b>53.307.070</b> | <b>439.105.933</b> |

## 2.8.- Año Hidrológico 2004-2005

|  |                      | <b>CONSUMOS NETOS POR ZONAS ATS (M3). AÑO HIDROLOGICO 2004-2005</b> |                   |                   |                   |                   |                   |                   |                   |                   |                   |                   |                   |                    |
|---|----------------------|---|-------------------|-------------------|-------------------|-------------------|-------------------|-------------------|-------------------|-------------------|-------------------|-------------------|-------------------|--------------------|
| ZONAS   | SUBZONAS             | OCTUBRE   | NOVIEMBRE         | DICIEMBRE         | ENERO             | FEBRERO           | MARZO             | ABRIL             | MAYO              | JUNIO             | JULIO             | AGOSTO            | SEPTIEMBRE        | SUMA               |
| <b>ALICANTE</b>   |                      |   |                   |                   |                   |                   |                   |                   |                   |                   |                   |                   |                   |                    |
|   | R.L.M.I.             | 6.582.041   | 3.541.700         | 1.001.508         | 3.507.449         | 3.760.411         | 5.687.808         | 5.889.437         | 7.811.319         | 5.029.403         | 4.764.729         | 4.533.434         | 3.503.719         | 55.612.958         |
|   | S. Isidro y Realengo | 113.635   | 117.965           | -                 | 90.426            | 88.307            | 163.893           | 317.691           | 221.105           | 460.800           | 565.130           | 440.070           | 261.805           | 2.840.827          |
|   | La Pedrera           | 890.939   | 679.454           | 21.736            | 37.196            | 504.737           | 523.047           | 780.332           | 692.325           | 837.841           | 1.280.308         | 1.356.887         | 1.117.163         | 8.721.965          |
|   | R.L.M.D.             | 297.081   | -                 | 538.962           | -                 | 46.310            | 770.591           | 302.302           | 102.998           | 277.277           | 762.658           | -                 | -                 | 3.098.179          |
| <b>TOTAL</b>  |                      | <b>7.883.696</b>  | <b>4.339.119</b>  | <b>1.562.206</b>  | <b>3.635.071</b>  | <b>4.399.765</b>  | <b>7.145.339</b>  | <b>7.289.762</b>  | <b>8.827.747</b>  | <b>6.605.321</b>  | <b>7.372.825</b>  | <b>6.330.391</b>  | <b>4.882.687</b>  | <b>70.273.929</b>  |
| <b>VEGA ALTA Y MEDIA</b>  |                      |   |                   |                   |                   |                   |                   |                   |                   |                   |                   |                   |                   |                    |
|   | Zona 1               | 563.010   | 427.833           | 188.536           | 310.830           | 400.663           | 741.742           | 1.101.736         | 2.056.348         | 1.738.183         | 339.160           | -                 | -                 | 7.868.041          |
|   | Zona 2               | 240.000   | 76.000            | -                 | -                 | 249.075           | 231.000           | 863.000           | 354.483           | 1.430.826         | 894.600           | 161.016           | -                 | 4.500.000          |
|   | Zona 3               | 791.976   | 412.238           | -                 | 487.106           | 309.846           | 407.674           | 1.006.358         | 508.892           | 323.175           | 307.170           | 303.040           | 229.060           | 5.086.535          |
|   | Zona 4               | 1.182.368   | 974.995           | 296.990           | 873.403           | 807.279           | 1.062.459         | 1.017.282         | 997.079           | 1.354.735         | 1.942.671         | 1.648.321         | 1.588.211         | 13.745.793         |
|   | Zona 5               | 265.336   | 277.822           | 39.268            | 274.109           | 199.942           | 169.410           | 563.904           | 79.340            | 550.849           | 608.317           | 501.088           | 1.058.879         | 5.302.354          |
| <b>TOTAL</b>  |                      | <b>3.042.690</b>  | <b>2.168.888</b>  | <b>524.794</b>    | <b>1.945.448</b>  | <b>1.966.805</b>  | <b>2.612.285</b>  | <b>4.552.280</b>  | <b>4.710.232</b>  | <b>5.397.768</b>  | <b>4.091.918</b>  | <b>2.613.465</b>  | <b>2.876.150</b>  | <b>36.502.723</b>  |
| <b>CARTAGENA</b>  |                      |   |                   |                   |                   |                   |                   |                   |                   |                   |                   |                   |                   |                    |
|   | Cartagena            | 10.190.981  | 8.109.019         | -                 | 3.015.571         | 4.252.083         | 3.702.962         | 9.541.102         | 8.588.689         | 6.365.675         | 5.450.000         | 6.123.136         | 3.261.163         | 68.600.381         |
| <b>TOTAL</b>  |                      | <b>10.190.981</b>   | <b>8.109.019</b>  | <b>-</b>          | <b>3.015.571</b>  | <b>4.252.083</b>  | <b>3.702.962</b>  | <b>9.541.102</b>  | <b>8.588.689</b>  | <b>6.365.675</b>  | <b>5.450.000</b>  | <b>6.123.136</b>  | <b>3.261.163</b>  | <b>68.600.381</b>  |
| <b>MULA Y COMARCA</b>   |                      |   |                   |                   |                   |                   |                   |                   |                   |                   |                   |                   |                   |                    |
|   | Mula y Pliego        | -   | -                 | -                 | 232.300           | 625.700           | -                 | -                 | 638.391           | 106.890           | 188.630           | 281.961           | 176.128           | 2.250.000          |
|   | Yechar               | 136.282   | -                 | -                 | 82.664            | 512.255           | -                 | 81.459            | 528.990           | 307.856           | 327.628           | -                 | 272.866           | 2.250.000          |
| <b>TOTAL</b>  |                      | <b>136.282</b>  | <b>-</b>          | <b>-</b>          | <b>314.964</b>    | <b>1.137.955</b>  | <b>-</b>          | <b>81.459</b>     | <b>1.167.381</b>  | <b>414.746</b>    | <b>516.258</b>    | <b>281.961</b>    | <b>448.994</b>    | <b>4.500.000</b>   |
| <b>LORCA Y VALLE DEL GUADALENTIN</b>  |                      |   |                   |                   |                   |                   |                   |                   |                   |                   |                   |                   |                   |                    |
|   | Sangonera            | 540.360   | 275.900           | 113.530           | 191.170           | 192.094           | 257.800           | 41.800            | 122.300           | 335.280           | 421.890           | 438.520           | 534.918           | 3.465.562          |
|   | Librilla             | 43.191  | -                 | 3.280             | 47.052            | 152.681           | 88.943            | 237.847           | 478.241           | 261.554           | 766.739           | 917.885           | 857.962           | 3.855.375          |
|   | Alhama               | 321.840   | 246.937           | 153.996           | 216.295           | 357.263           | 18.691            | 506.289           | 898.953           | 278.721           | 1.568.057         | 587.479           | 672.709           | 5.827.230          |
|   | Totana               | 903.398   | 657.063           | 92.429            | 376.036           | 337.380           | 297.283           | 1.043.671         | 917.326           | 806.779           | 828.860           | 524.472           | 276.366           | 7.061.063          |
|   | Lorca                | 2.341.265   | 1.923.249         | 33.197            | 160.560           | 754.780           | 664.329           | 3.786.384         | 2.810.859         | 949.616           | 1.059.746         | 847.725           | 1.035.885         | 16.347.595         |
| <b>TOTAL</b>  |                      | <b>4.150.054</b>  | <b>3.103.149</b>  | <b>396.432</b>    | <b>991.113</b>    | <b>1.794.198</b>  | <b>1.327.046</b>  | <b>5.595.991</b>  | <b>5.227.679</b>  | <b>2.631.950</b>  | <b>4.645.292</b>  | <b>3.316.081</b>  | <b>3.377.840</b>  | <b>36.556.825</b>  |
| <b>ALMERIA</b>  |                      |   |                   |                   |                   |                   |                   |                   |                   |                   |                   |                   |                   |                    |
|   | Almeria *            | 765.022   | 563.637           | 494.461           | 615.996           | 664.496           | 782.072           | 829.951           | 869.471           | 395.700           | 646.336           | 745.029           | 1.024.509         | 8.396.680          |
| <b>TOTAL</b>  |                      | <b>765.022</b>  | <b>563.637</b>    | <b>494.461</b>    | <b>615.996</b>    | <b>664.496</b>    | <b>782.072</b>    | <b>829.951</b>    | <b>869.471</b>    | <b>395.700</b>    | <b>646.336</b>    | <b>745.029</b>    | <b>1.024.509</b>  | <b>8.396.680</b>   |
| <b>TOTAL RIEGO</b>  |                      | <b>26.168.725</b>   | <b>18.283.812</b> | <b>2.977.893</b>  | <b>10.518.163</b> | <b>14.215.302</b> | <b>15.569.704</b> | <b>27.890.545</b> | <b>29.391.199</b> | <b>21.811.160</b> | <b>22.722.629</b> | <b>19.410.063</b> | <b>15.871.343</b> | <b>224.830.538</b> |
| TABILLA (1)   |                      | 15.052.061  | 12.353.168        | 10.082.698        | 11.690.901        | 11.272.661        | 12.454.341        | 12.782.165        | 10.067.169        | 11.275.257        | 5.912.752         | 5.542.328         | 8.819.878         | 127.305.379        |
| A. ANDALUZA DEL AGUA  |                      | 456.300   | 479.600           | 219.382           | 324.418           | 450.200           | 498.400           | 479.600           | 874.900           | 881.200           | 869.648           | -                 | 2.228.382         | 7.762.030          |
| <b>TOTAL ABASTECIMIENTO</b>   |                      | <b>15.508.361</b>   | <b>12.832.768</b> | <b>10.302.080</b> | <b>12.015.319</b> | <b>11.722.861</b> | <b>12.952.741</b> | <b>13.261.765</b> | <b>10.942.069</b> | <b>12.156.457</b> | <b>6.782.400</b>  | <b>5.542.328</b>  | <b>11.048.260</b> | <b>135.067.409</b> |
| <b>TOTAL TRASVASE</b>   |                      | <b>41.677.086</b>   | <b>31.116.580</b> | <b>13.279.973</b> | <b>22.533.482</b> | <b>25.938.163</b> | <b>28.522.445</b> | <b>41.152.310</b> | <b>40.333.268</b> | <b>33.967.617</b> | <b>29.505.029</b> | <b>24.952.391</b> | <b>26.919.603</b> | <b>359.897.947</b> |

## 2.9.- Año Hidrológico 2005-2006

| CONSUMOS NETOS . AÑO HIDROLOGICO 2005-2006 (M3) |                      |            |            |            |            |            |            |            |            |            |            |            |            |             |
|---|----------------------|------------|------------|------------|------------|------------|------------|------------|------------|------------|------------|------------|------------|-------------|
| REGIO TRASVASE                                  |                      |            |            |            |            |            |            |            |            |            |            |            |            |             |
| ZONAS   | SUBZONAS             | OCTUBRE    | NOVIEMBRE  | DICIEMBRE  | ENERO      | FEBRERO    | MARZO      | ABRIL      | MAYO       | JUNIO      | JULIO      | AGOSTO     | SEPTIEMBRE | SUMA        |
| <b>ALICANTE</b>                                 |                      |            |            |            |            |            |            |            |            |            |            |            |            |             |
|   | R.L.M.I.             | -          | 1.465.020  | 744.125    | 168.391    | -          | 1.391.358  | 54.871     | 47.856     | 30.856     | 54.325     | 1.732.823  | 1.988.800  | 7.678.425   |
|   | S. Isidro y Realengo | -          | 140.133    | 87.094     | -          | -          | 72.773     | -          | -          | -          | 152.044    | 155.267    | 30.189     | 637.500     |
|   | La Pedrera           | -          | 144.080    | 188.541    | 10.050     | -          | 45.609     | 135.458    | 19.661     | 43.617     | 184.202    | 157.612    | 114.700    | 1.043.530   |
|   | R.L.M.D.             | -          | -          | -          | -          | -          | -          | -          | 220.000    | 247.500    | -          | -          | -          | 467.500     |
|   | <b>TOTAL</b>         | -          | 1.749.233  | 1.019.760  | 178.441    | -          | 1.509.740  | 190.329    | 287.517    | 321.973    | 390.571    | 2.045.702  | 2.133.689  | 9.826.955   |
| <b>VEGA ALTA Y MEDIA</b>                        |                      |            |            |            |            |            |            |            |            |            |            |            |            |             |
|   | Zona 1               | -          | -          | -          | -          | -          | -          | -          | 214.753    | 285.108    | -          | 145.826    | 500.861    | 1.146.548   |
|   | Zona 2               | -          | -          | -          | -          | -          | -          | -          | -          | 320.000    | -          | 155.587    | 204.413    | 680.000     |
|   | Zona 3               | -          | -          | -          | -          | -          | 43.220     | 192.601    | 125.787    | -          | -          | 133.748    | 273.061    | 768.417     |
|   | Zona 4               | -          | 377.028    | 257.881    | 47.164     | -          | 80.684     | 156.223    | 85.147     | 92.184     | 66.379     | 447.513    | 519.873    | 2.130.076   |
|   | Zona 5               | -          | 73.323     | 35.431     | 1.670      | -          | 94.129     | 172.840    | -          | -          | -          | 25.387     | 399.180    | 801.960     |
|   | <b>TOTAL</b>         | -          | 450.351    | 293.312    | 48.834     | -          | 218.033    | 521.664    | 425.687    | 697.292    | 66.379     | 908.061    | 1.897.388  | 5.527.001   |
| <b>CARTAGENA</b>                                |                      |            |            |            |            |            |            |            |            |            |            |            |            |             |
|   | Cartagena            | -          | 2.464.899  | 1.483.607  | 624.478    | -          | 307.016    | -          | -          | 1.791.319  | 3.626.660  | 72.021     | -          | 10.370.000  |
|   | <b>TOTAL</b>         | -          | 2.464.899  | 1.483.607  | 624.478    | -          | 307.016    | -          | -          | 1.791.319  | 3.626.660  | 72.021     | -          | 10.370.000  |
| <b>MULA Y COMARCA</b>                           |                      |            |            |            |            |            |            |            |            |            |            |            |            |             |
|   | Mula y Pliego        | -          | -          | 160.000    | -          | -          | -          | -          | 18.000     | -          | -          | -          | 162.000    | 340.000     |
|   | Yechar               | -          | -          | 114.567    | -          | -          | -          | 45.433     | -          | -          | -          | -          | 180.000    | 340.000     |
|   | <b>TOTAL</b>         | -          | -          | 274.567    | -          | -          | -          | 45.433     | 18.000     | -          | -          | -          | 342.000    | 680.000     |
| <b>LORCA Y VALLE DEL GUADALENTIN</b>            |                      |            |            |            |            |            |            |            |            |            |            |            |            |             |
|   | Sangonera            | -          | 138.976    | 115.508    | -          | -          | -          | -          | -          | -          | -          | -          | 168.540    | 423.024     |
|   | Librilla             | -          | 6.680      | -          | -          | -          | 1.288      | 111.581    | 43.624     | 110.987    | -          | -          | 308.430    | 582.590     |
|   | Alhama               | -          | 127.721    | 97.509     | 17.900     | -          | 30.775     | 140.975    | -          | -          | -          | -          | 466.740    | 881.620     |
|   | Totana               | -          | 145.964    | -          | -          | -          | 8.865      | 196.478    | 75.703     | 75.110     | -          | -          | 564.885    | 1.067.005   |
|   | Lorca                | -          | 793.200    | 368.413    | -          | -          | 787        | -          | -          | -          | -          | 346.863    | 960.837    | 2.470.100   |
|   | <b>TOTAL</b>         | -          | 1.212.541  | 581.430    | 17.900     | -          | 41.715     | 449.034    | 119.327    | 186.097    | -          | 346.863    | 2.469.432  | 5.424.339   |
| <b>ALMERIA</b>                                  |                      |            |            |            |            |            |            |            |            |            |            |            |            |             |
|   | Almería *            | -          | 168.970    | 151.730    | -          | -          | -          | -          | -          | 300.000    | 18.082     | 502.800    | 133.418    | 1.275.000   |
|   | <b>TOTAL</b>         | -          | 168.970    | 151.730    | -          | -          | -          | -          | -          | 300.000    | 18.082     | 502.800    | 133.418    | 1.275.000   |
| <b>TOTAL RIEGO</b>                              |                      | -          | 6.045.994  | 3.804.406  | 869.653    | -          | 2.076.504  | 1.206.460  | 850.531    | 3.296.681  | 4.101.692  | 3.875.447  | 6.975.927  | 33.103.295  |
| TAIBILLA (1)                                    |                      | 12.473.439 | 11.020.557 | 10.886.437 | 10.871.967 | 9.418.540  | 12.030.094 | 11.588.835 | 13.310.409 | 8.903.406  | 11.410.932 | 7.428.623  | 872.005    | 120.215.244 |
| ABAST. SUR GALASA                               |                      | 283.610    | 690.900    | 813.061    | 540.739    | 722.400    | 634.400    | 627.400    | 622.900    | 604.400    | 286.800    | 270.200    | -          | 6.096.810   |
| <b>TOTAL ABASTECIMIENTO</b>                     |                      | 12.757.049 | 11.711.457 | 11.699.498 | 11.412.706 | 10.140.940 | 12.664.494 | 12.216.235 | 13.933.309 | 9.507.806  | 11.697.732 | 7.698.823  | 872.005    | 126.312.054 |
| <b>TOTAL TRASVASE</b>                           |                      | 12.757.049 | 17.757.451 | 15.503.904 | 12.282.359 | 10.140.940 | 14.740.998 | 13.422.695 | 14.783.840 | 12.804.487 | 15.799.424 | 11.574.270 | 7.847.932  | 159.415.349 |
| LA MARINA BAJA                                  |                      | -          | -          | -          | -          | -          | -          | -          | -          | -          | -          | -          | -          | -           |
| TAIBILLA JUCAR                                  |                      | -          | -          | -          | -          | -          | -          | -          | -          | -          | -          | 5.686.082  | 37.374     | 5.723.456   |

## 2.10.- Año Hidrológico 2006-2007

### CONSUMOS NETOS . AÑO HIDROLOGICO 2006 -2007(M3)

#### RIEGO TRASVASE

+

| ZONAS                                       | SUBZONAS             | OCTUBRE       | NOVIEMBRE     | DICIEMBRE     | ENERO         | FEBRERO  | MARZO    | ABRIL          | MAYO          | JUNIO          | JULIO          | AGOSTO         | SEPTIEMBRE     | SUMA            |
|---|----------------------|---------------|---------------|---------------|---------------|----------|----------|----------------|---------------|----------------|----------------|----------------|----------------|-----------------|
| <b><u>ALICANTE</u></b>                      |                      |               |               |               |               |          |          |                |               |                |                |                |                |                 |
|   | R.L.M.I.             | 133260        | 140190        | 234974        | 100652        | 0        | 0        | 1186           | 17674         | 188918         | 3359945        | 4434255        | 2917043        | 11528097        |
|   | S. Isidro y Realengo | 0             | 0             | 0             | 0             | 0        | 0        | 0              | 61599         | 61599          | 75507          | 95668          | 222264         | 516637          |
|   | La Pedrera           | 188183        | 0             | 0             | 0             | 0        | 0        | 43257          | 14127         | 172930         | 288163         | 632185         | 274086         | 1612931         |
|   | R.L.M.D.             | 0             | 0             | 0             | 0             | 0        | 0        | 123750         | 0             | 123750         | 0              | 258788         | 0              | 506288          |
|   | <b>TOTAL</b>         | <b>321443</b> | <b>140190</b> | <b>234974</b> | <b>100652</b> | <b>0</b> | <b>0</b> | <b>168193</b>  | <b>93400</b>  | <b>547197</b>  | <b>3723615</b> | <b>5420896</b> | <b>3413393</b> | <b>14163953</b> |
| <b><u>VEGA ALTA Y MEDIA</u></b>             |                      |               |               |               |               |          |          |                |               |                |                |                |                |                 |
|   | Zona 1               | 0             | 0             | 0             | 0             | 0        | 0        | 0              | 0             | 678125         | 266091         | 606996         | 0              | 1551212         |
|   | Zona 2               | 0             | 0             | 0             | 0             | 0        | 0        | 0              | 0             | 0              | 649977         | 270023         | 0              | 920000          |
|   | Zona 3               | 0             | 0             | 0             | 0             | 0        | 0        | 0              | 0             | 105866         | 366535         | 466888         | 100334         | 1039623         |
|   | Zona 4               | 0             | 0             | 0             | 0             | 0        | 0        | 22118          | 215168        | 209842         | 430873         | 975476         | 874989         | 2728466         |
|   | Zona 5               | 0             | 0             | 0             | 0             | 0        | 0        | 0              | 205529        | 95257          | 265705         | 268766         | 249748         | 1085005         |
|   | <b>TOTAL</b>         | <b>0</b>      | <b>0</b>      | <b>0</b>      | <b>0</b>      | <b>0</b> | <b>0</b> | <b>22118</b>   | <b>420697</b> | <b>1089090</b> | <b>1979181</b> | <b>2588149</b> | <b>1225071</b> | <b>7324306</b>  |
| <b><u>CARTAGENA</u></b>                     |                      |               |               |               |               |          |          |                |               |                |                |                |                |                 |
|   | Cartagena            | 0             | 0             | 0             | 0             | 0        | 0        | 2477664        | 267336        | 2745000        | 3050000        | 5490000        | 0              | 14030000        |
|   | <b>TOTAL</b>         | <b>0</b>      | <b>0</b>      | <b>0</b>      | <b>0</b>      | <b>0</b> | <b>0</b> | <b>2477664</b> | <b>267336</b> | <b>2745000</b> | <b>3050000</b> | <b>5490000</b> | <b>0</b>       | <b>14030000</b> |
| <b><u>MULA Y COMARCA</u></b>                |                      |               |               |               |               |          |          |                |               |                |                |                |                |                 |
|   | Mula y Pliego        | 0             | 0             | 0             | 0             | 0        | 0        | 0              | 0             | 65607          | 214393         | 180000         | 0              | 460000          |
|   | Yechar               | 0             | 0             | 0             | 0             | 0        | 0        | 0              | 0             | 0              | 116677         | 343323         | 0              | 460000          |
|   | <b>TOTAL</b>         | <b>0</b>      | <b>0</b>      | <b>0</b>      | <b>0</b>      | <b>0</b> | <b>0</b> | <b>0</b>       | <b>0</b>      | <b>65607</b>   | <b>331070</b>  | <b>523323</b>  | <b>0</b>       | <b>920000</b>   |
| <b><u>LORCA Y VALLE DEL GUADALENTIN</u></b> |                      |               |               |               |               |          |          |                |               |                |                |                |                |                 |
|   | Sangonera            | 100661        | 0             | 0             | 0             | 0        | 0        | 71240          | 0             | 174825         | 0              | 0              | 318326         | 665052          |
|   | Librilla             | 0             | 0             | 0             | 0             | 0        | 0        | 0              | 0             | 0              | 0              | 147304         | 547448         | 694752          |
|   | Alhama               | 0             | 0             | 0             | 0             | 0        | 0        | 0              | 0             | 0              | 318816         | 553405         | 320559         | 1192780         |
|   | Totana               | 0             | 0             | 0             | 0             | 0        | 0        | 0              | 0             | 0              | 0              | 283700         | 891666         | 1175366         |
|   | Lorca                | 0             | 0             | 0             | 0             | 0        | 0        | 0              | 0             | 0              | 374732         | 256474         | 1595805        | 2227011         |
|   | <b>TOTAL</b>         | <b>100661</b> | <b>0</b>      | <b>0</b>      | <b>0</b>      | <b>0</b> | <b>0</b> | <b>71240</b>   | <b>0</b>      | <b>174825</b>  | <b>693548</b>  | <b>1240883</b> | <b>3673804</b> | <b>5954961</b>  |
| <b><u>ALMERIA</u></b>                       |                      |               |               |               |               |          |          |                |               |                |                |                |                |                 |
|   | Almeria              | 0             | 0             | 0             | 0             | 0        | 0        | 0              | 132059        | 351993         | 294690         | 834141         | 112117         | 1725000         |
|   | <b>TOTAL</b>         | <b>0</b>      | <b>0</b>      | <b>0</b>      | <b>0</b>      | <b>0</b> | <b>0</b> | <b>0</b>       | <b>132059</b> | <b>351993</b>  | <b>294690</b>  | <b>834141</b>  | <b>112117</b>  | <b>1725000</b>  |



|                             |        |         |         |         |         |          |          |          |          |          |          |          |           |
|-----------------------------|--------|---------|---------|---------|---------|----------|----------|----------|----------|----------|----------|----------|-----------|
| <b>TOTAL RIEGO</b>          | 422104 | 140190  | 234974  | 100652  | 0       | 0        | 2739215  | 913492   | 4973712  | 10072104 | 16097392 | 8424385  | 44118220  |
| TAIBILLA                    | 0      | 8494223 | 8431244 | 8737460 | 7781766 | 10232000 | 8556188  | 11931036 | 13699652 | 15185854 | 2036486  | 10557140 | 105643049 |
| ABAST. SUR GALASA           | 0      | 229298  | 463500  | 648500  | 664100  | 743200   | 810400   | 613600   | 664100   | 656000   | 660500   | 647900   | 6801098   |
| <b>TOTAL ABASTECIMIENTO</b> | 0      | 8723521 | 8894744 | 9385960 | 8445866 | 10975200 | 9366588  | 12544636 | 14363752 | 15841854 | 2696986  | 11205040 | 112444147 |
| <b>TOTAL TRASVASE</b>       | 422104 | 8863711 | 9129718 | 9486612 | 8445866 | 10975200 | 12105803 | 13458128 | 19337464 | 25913958 | 18794378 | 19629425 | 156562367 |
| TAIBILLA JUCAR              |        |         | 0       |         |         |          |          |          |          |          |          |          |           |
| CANAL DE LAS AVES           |        |         |         |         |         |          |          |          |          | 5214000  |          |          | 5214000   |
|                             |        |         |         |         |         |          |          |          |          | 7584000  |          |          | 7584000   |



## 2.11.- Año Hidrológico 2007-2008

| CONSUMOS NETOS . AÑO HIDROLOGICO 2007 -2008(M3) |                      |                  |                   |                   |                   |                   |                   |                   |                   |                   |                  |                  |                  |                    |
|---|----------------------|------------------|-------------------|-------------------|-------------------|-------------------|-------------------|-------------------|-------------------|-------------------|------------------|------------------|------------------|--------------------|
| RIEGO TRASVASE                                  |                      |                  |                   |                   |                   |                   |                   |                   |                   |                   |                  |                  |                  |                    |
| ZONAS   | SUBZONAS             | OCTUBRE          | NOVIEMBRE         | DICIEMBRE         | ENERO             | FEBRERO           | MARZO             | ABRIL             | MAYO              | JUNIO             | JULIO            | AGOSTO           | SEPTIEMBRE       | SUMA               |
| <b>ALICANTE</b>                                 |                      |                  |                   |                   |                   |                   |                   |                   |                   |                   |                  |                  |                  |                    |
|   | R.L.M.I.             | 171.850          | 1.492.135         | 3.857.165         | -                 | 590.466           | 74.439            | 218.070           | 103.712           | -                 | 485.546          | 1.148.495        | 3.883.953        | 12.025.831         |
|   | S. Isidro y Realengo | -                | -                 | -                 | -                 | -                 | -                 | 68.453            | 59.836            | -                 | -                | 248.179          | 236.960          | 613.428            |
|   | La Pedrera           | 7.372            | 74.280            | 270.905           | 160.720           | 34.808            | 61.752            | 76.039            | -                 | 72.665            | 15.091           | -                | 201.766          | 1.545.652          |
|   | R.L.M.D.             | -                | -                 | 449.905           | -                 | -                 | -                 | -                 | -                 | -                 | -                | 425.682          | -                | 875.587            |
|   | <b>TOTAL</b>         | <b>179.222</b>   | <b>1.566.415</b>  | <b>4.577.975</b>  | <b>160.720</b>    | <b>625.274</b>    | <b>136.191</b>    | <b>362.562</b>    | <b>163.548</b>    | <b>72.665</b>     | <b>500.637</b>   | <b>2.024.122</b> | <b>4.691.167</b> | <b>15.060.498</b>  |
| <b>VEGA ALTA Y MEDIA</b>                        |                      |                  |                   |                   |                   |                   |                   |                   |                   |                   |                  |                  |                  |                    |
|   | Zona 1               | -                | -                 | -                 | -                 | 55.452            | -                 | -                 | -                 | -                 | -                | 382.400          | 141.500          | 579.352            |
|   | Zona 2               | -                | -                 | -                 | -                 | 344.325           | 47.420            | 235.457           | 41.184            | -                 | 12.736           | 395.305          | -                | 1.076.427          |
|   | Zona 3               | -                | -                 | 72.932            | 210.588           | 189.860           | -                 | 100.943           | 95.997            | -                 | -                | -                | -                | 670.320            |
|   | Zona 4               | -                | -                 | 108.498           | 137.508           | 324.887           | 356.972           | 245.021           | 224.584           | -                 | 170.117          | 287.979          | 700.131          | 2.555.697          |
|   | Zona 5               | -                | -                 | -                 | -                 | 4.593             | 21.898            | 54.353            | -                 | -                 | -                | -                | 258.062          | 402.949            |
|   | <b>TOTAL</b>         | <b>-</b>         | <b>-</b>          | <b>181.430</b>    | <b>348.096</b>    | <b>919.117</b>    | <b>426.290</b>    | <b>635.774</b>    | <b>425.808</b>    | <b>-</b>          | <b>182.853</b>   | <b>1.065.684</b> | <b>1.099.693</b> | <b>5.284.745</b>   |
| <b>CARTAGENA</b>                                |                      |                  |                   |                   |                   |                   |                   |                   |                   |                   |                  |                  |                  |                    |
|   | Cartagena            | -                | 3.395.368         | 3.521.347         | 105.429           | -                 | 3.092.223         | 1.237.366         | 95.418            | -                 | 1.498.742        | 3.676.607        | -                | 16.622.500         |
|   | <b>TOTAL</b>         | <b>-</b>         | <b>3.395.368</b>  | <b>3.521.347</b>  | <b>105.429</b>    | <b>-</b>          | <b>3.092.223</b>  | <b>1.237.366</b>  | <b>95.418</b>     | <b>-</b>          | <b>1.498.742</b> | <b>3.676.607</b> | <b>-</b>         | <b>16.622.500</b>  |
| <b>MULA Y COMARCA</b>                           |                      |                  |                   |                   |                   |                   |                   |                   |                   |                   |                  |                  |                  |                    |
|   | Mula y Pilego        | -                | 5.072             | 277.928           | -                 | -                 | -                 | -                 | -                 | -                 | 151.840          | 110.160          | -                | 545.000            |
|   | Yehar                | -                | -                 | 210.046           | -                 | -                 | -                 | -                 | -                 | -                 | -                | -                | 219.325          | 429.371            |
|   | <b>TOTAL</b>         | <b>-</b>         | <b>5.072</b>      | <b>487.974</b>    | <b>-</b>          | <b>-</b>          | <b>-</b>          | <b>-</b>          | <b>-</b>          | <b>-</b>          | <b>151.840</b>   | <b>110.160</b>   | <b>219.325</b>   | <b>974.371</b>     |
| <b>GUZMÁN</b>                                   |                      |                  |                   |                   |                   |                   |                   |                   |                   |                   |                  |                  |                  |                    |
|   | Sangonera            | -                | -                 | -                 | -                 | 5.497             | 156.600           | 58.030            | -                 | -                 | -                | -                | 388.401          | 608.528            |
|   | Librilla             | -                | -                 | -                 | -                 | -                 | -                 | -                 | -                 | -                 | -                | 277.990          | 692.233          | 970.223            |
|   | Alhama               | -                | -                 | -                 | -                 | 353.913           | -                 | -                 | -                 | -                 | -                | 757.934          | 301.338          | 1.413.185          |
|   | Totana               | -                | 369.223           | 91.437            | 169.053           | 139.332           | 119.920           | -                 | -                 | -                 | -                | 274.331          | 788.301          | 1.951.597          |
|   | Lorca                | -                | 269.687           | 1.324.632         | 758.141           | 443.156           | 522.998           | 517.294           | -                 | -                 | -                | -                | -                | 3.835.908          |
|   | <b>TOTAL</b>         | <b>-</b>         | <b>638.910</b>    | <b>1.416.069</b>  | <b>927.194</b>    | <b>941.898</b>    | <b>799.518</b>    | <b>575.324</b>    | <b>-</b>          | <b>-</b>          | <b>-</b>         | <b>1.310.255</b> | <b>2.170.273</b> | <b>8.779.441</b>   |
| <b>ALMERIA</b>                                  |                      |                  |                   |                   |                   |                   |                   |                   |                   |                   |                  |                  |                  |                    |
|   | Almería              | 119.818          | 555.503           | 385.929           | -                 | 10.876            | 12.987            | -                 | -                 | -                 | 85.939           | 384.516          | 471.982          | 2.027.550          |
|   | <b>TOTAL</b>         | <b>119.818</b>   | <b>555.503</b>    | <b>385.929</b>    | <b>-</b>          | <b>10.876</b>     | <b>12.987</b>     | <b>-</b>          | <b>-</b>          | <b>-</b>          | <b>85.939</b>    | <b>384.516</b>   | <b>471.982</b>   | <b>2.027.550</b>   |
| <b>TOTAL RIEGO</b>                              |                      | <b>299.040</b>   | <b>6.161.268</b>  | <b>10.570.724</b> | <b>1.541.439</b>  | <b>2.497.165</b>  | <b>4.467.209</b>  | <b>2.811.026</b>  | <b>684.774</b>    | <b>72.665</b>     | <b>2.420.011</b> | <b>8.571.344</b> | <b>8.652.440</b> | <b>46.749.105</b>  |
| <b>TABILLA</b>                                  |                      | 8.004.922        | 8.925.210         | 9.412.462         | 8.887.660         | 8.202.206         | 9.627.799         | 9.177.368         | 10.222.617        | 11.347.327        | -                | -                | -                | 83.807.571         |
| <b>ABAST. SUR GALASA</b>                        |                      | 481.300          | 398.000           | 675.000           | 564.300           | 615.900           | 613.000           | 508.100           | 591.500           | 689.100           | 668.000          | 684.800          | -                | 6.489.000          |
| <b>TOTAL ABASTECIMIENTO</b>                     |                      | <b>8.486.222</b> | <b>9.323.210</b>  | <b>10.087.462</b> | <b>9.451.960</b>  | <b>8.818.106</b>  | <b>10.240.799</b> | <b>9.685.468</b>  | <b>10.814.117</b> | <b>12.036.427</b> | <b>668.000</b>   | <b>684.800</b>   | <b>-</b>         | <b>90.296.571</b>  |
| <b>TOTAL TRASVASE</b>                           |                      | <b>8.785.262</b> | <b>15.484.478</b> | <b>20.658.186</b> | <b>10.993.399</b> | <b>11.315.271</b> | <b>14.708.008</b> | <b>12.496.494</b> | <b>11.498.891</b> | <b>12.109.092</b> | <b>3.088.011</b> | <b>9.256.144</b> | <b>8.652.440</b> | <b>139.045.676</b> |
| <b>TABILLA JUCAR</b>                            |                      |                  | 389.000           | -                 |                   |                   |                   |                   |                   |                   |                  |                  |                  | 389.000            |
| <b>CANAL DE LAS AVES</b>                        |                      |                  |                   |                   |                   |                   |                   |                   |                   |                   | 12.835.785       | 12.933.560       | 7.837.138        | 33.606.483         |

## 2.12.- Año Hidrológico 2008-2009

CONSUMOS NETOS POR ZONAS. AÑO HIDROLÓGICO 2008-2009 (M<sup>3</sup>)

**RIEGO TRASVASE**

| ZONAS                                | SUBZONAS             | OCTUBRE           | NOVIEMBRE         | DICIEMBRE         | ENERO             | FEBRERO           | MARZO             | ABRIL             | MAYO              | JUNO              | JULIO             | AGOSTO            | SEPTIEMBRE        | SUMA               |
|--------------------------------------|----------------------|-------------------|-------------------|-------------------|-------------------|-------------------|-------------------|-------------------|-------------------|-------------------|-------------------|-------------------|-------------------|--------------------|
| <b>ALICANTE</b>                      |                      |                   |                   |                   |                   |                   |                   |                   |                   |                   |                   |                   |                   |                    |
|                                      | RL.M.L               | 729.134           | 5.755.797         | 2.956.902         | 531.822           | 2.156.215         | 1.219.133         | 1.603.408         | 656.410           | 2.580.825         | 4.874.436         | 9.034.766         | 4.207.516         | 36.306.364         |
|                                      | S. Isidro y Realengo | -                 | 256.256           | 106.003           | 12.618            | 106.498           | 414.647           | 263.998           | 408.375           | 64.513            | 388.509           | 162.514           | 193.504           | 2.377.435          |
|                                      | La Pedrera           | 32.253            | 336.445           | 179.003           | 88.556            | 276.414           | 459.995           | 140.830           | 392.210           | 626.339           | 1.269.915         | 834.242           | 1.027.266         | 5.663.468          |
|                                      | RL.M.D.              | -                 | 40.707            | -                 | -                 | 406.189           | 374.433           | -                 | -                 | -                 | -                 | 243.005           | 828.419           | 1.892.733          |
|                                      | <b>TOTAL</b>         | <b>761.387</b>    | <b>6.389.205</b>  | <b>3.241.908</b>  | <b>632.996</b>    | <b>2.945.296</b>  | <b>2.468.208</b>  | <b>2.008.236</b>  | <b>1.456.995</b>  | <b>3.271.677</b>  | <b>6.532.860</b>  | <b>10.274.527</b> | <b>6.256.705</b>  | <b>46.240.000</b>  |
| <b>VEGA ALTA Y MEDIA</b>             |                      |                   |                   |                   |                   |                   |                   |                   |                   |                   |                   |                   |                   |                    |
|                                      | Zona 1               | -                 | -                 | 67.920            | 317.662           | 653.971           | 1.307.157         | 568.893           | 1.127.916         | 877.720           | 588.640           | 118.440           | 183.996           | 5.812.315          |
|                                      | Zona 2               | -                 | 244.530           | 33.462            | -                 | 240.669           | 130.497           | -                 | 426.311           | 185.328           | 550.966           | 291.043           | 666.576           | 2.789.382          |
|                                      | Zona 3               | 248.132           | 474.300           | -                 | 85.458            | 179.387           | 352.373           | 104.261           | -                 | 250.302           | 424.941           | 354.760           | 947.345           | 3.419.259          |
|                                      | Zona 4               | 219.614           | 465.229           | 553.774           | 211.235           | 309.964           | 365.138           | 499.591           | 419.958           | 1.104.614         | 1.402.656         | 1.463.007         | 1.378.145         | 8.392.925          |
|                                      | Zona 5               | -                 | 18.773            | 6.981             | 38.484            | 109.595           | 60.076            | 117.451           | 371.240           | 318.740           | 438.814           | 285.682           | 443.183           | 2.207.019          |
|                                      | <b>TOTAL</b>         | <b>465.746</b>    | <b>1.200.832</b>  | <b>662.137</b>    | <b>652.839</b>    | <b>1.493.586</b>  | <b>2.215.241</b>  | <b>1.290.196</b>  | <b>2.345.425</b>  | <b>2.736.704</b>  | <b>3.406.017</b>  | <b>2.512.932</b>  | <b>3.619.245</b>  | <b>22.600.900</b>  |
| <b>CARTEAGENA</b>                    |                      |                   |                   |                   |                   |                   |                   |                   |                   |                   |                   |                   |                   |                    |
|                                      | Cartagena            | 707.043           | 2.542.485         | 3.188.700         | 849.072           | 1.988.150         | 4.687.404         | 2.276.215         | 4.757.948         | 6.896.000         | 6.303.447         | 5.191.372         | 3.281.664         | 42.669.500         |
|                                      | <b>TOTAL</b>         | <b>707.043</b>    | <b>2.542.485</b>  | <b>3.188.700</b>  | <b>849.072</b>    | <b>1.988.150</b>  | <b>4.687.404</b>  | <b>2.276.215</b>  | <b>4.757.948</b>  | <b>6.896.000</b>  | <b>6.303.447</b>  | <b>5.191.372</b>  | <b>3.281.664</b>  | <b>42.669.500</b>  |
| <b>MULA Y COMARCA</b>                |                      |                   |                   |                   |                   |                   |                   |                   |                   |                   |                   |                   |                   |                    |
|                                      | Mula y Pilego        | -                 | 180.000           | 180.000           | -                 | -                 | -                 | 28.887            | 387.293           | 326.772           | 77.859            | -                 | 218.189           | 1.399.000          |
|                                      | Yéchar               | -                 | 288.691           | 186.938           | -                 | -                 | -                 | -                 | -                 | 260.349           | 433.046           | 61.317            | 250.182           | 1.480.523          |
|                                      | <b>TOTAL</b>         | <b>-</b>          | <b>468.691</b>    | <b>366.938</b>    | <b>-</b>          | <b>-</b>          | <b>-</b>          | <b>28.887</b>     | <b>387.293</b>    | <b>587.121</b>    | <b>510.905</b>    | <b>61.317</b>     | <b>468.371</b>    | <b>2.879.523</b>   |
| <b>LORCA Y VALLE DEL GUADALENTÍN</b> |                      |                   |                   |                   |                   |                   |                   |                   |                   |                   |                   |                   |                   |                    |
|                                      | Saragonna            | 346.198           | -                 | 71.080            | 50.883            | 213.320           | 153.310           | 74.300            | -                 | 104.983           | -                 | 176.356           | 62.208            | 1.252.638          |
|                                      | Librilla             | -                 | 19.719            | 20.896            | 10.340            | 38.758            | 35.795            | 8.604             | -                 | -                 | 202.231           | 713.974           | 1.403.963         | 2.454.280          |
|                                      | Alhama               | -                 | 27.864            | 86.219            | 50.317            | 118.567           | 294.399           | 180.927           | -                 | -                 | 766.277           | 1.035.252         | 1.067.785         | 3.627.607          |
|                                      | Todana               | -                 | 97.846            | 149.292           | 4.573             | 171.531           | 176.612           | 93.499            | -                 | 568.085           | 1.017.968         | 1.006.020         | 1.131.964         | 4.417.390          |
|                                      | Lorca                | -                 | 389.154           | 1.062.295         | 286.191           | 718.756           | 1.090.328         | 472.678           | 562.499           | 750.735           | 1.113.754         | 1.428.143         | 2.599.428         | 10.473.961         |
|                                      | <b>TOTAL</b>         | <b>346.198</b>    | <b>534.583</b>    | <b>1.389.782</b>  | <b>402.304</b>    | <b>1.260.932</b>  | <b>1.750.444</b>  | <b>830.008</b>    | <b>562.499</b>    | <b>1.423.803</b>  | <b>3.100.230</b>  | <b>4.359.745</b>  | <b>6.265.348</b>  | <b>22.225.876</b>  |
| <b>ALMERÍA</b>                       |                      |                   |                   |                   |                   |                   |                   |                   |                   |                   |                   |                   |                   |                    |
|                                      | Almería              | -                 | 375.743           | 439.390           | -                 | 11.450            | 9.742             | -                 | 433.657           | 788.328           | 1.119.506         | 1.067.600         | 1.017.034         | 5.262.450          |
|                                      | <b>TOTAL</b>         | <b>-</b>          | <b>375.743</b>    | <b>439.390</b>    | <b>-</b>          | <b>11.450</b>     | <b>9.742</b>      | <b>-</b>          | <b>433.657</b>    | <b>788.328</b>    | <b>1.119.506</b>  | <b>1.067.600</b>  | <b>1.017.034</b>  | <b>5.262.450</b>   |
| <b>TOTAL RIEGO</b>                   |                      | <b>2.280.374</b>  | <b>11.511.539</b> | <b>9.288.855</b>  | <b>2.537.211</b>  | <b>7.699.414</b>  | <b>11.131.039</b> | <b>6.433.542</b>  | <b>9.943.817</b>  | <b>15.703.633</b> | <b>20.972.965</b> | <b>23.467.493</b> | <b>20.908.367</b> | <b>141.878.249</b> |
| <b>TABILLA</b>                       |                      | 7.293.396         | 6.195.804         | 5.879.371         | 7.330.264         | 6.036.620         | 6.221.303         | 5.294.005         | 8.082.388         | 10.887.195        | 10.880.280        | 10.693.979        | 8.672.040         | 93.466.645         |
| <b>ABAST. SUR GALAGA</b>             |                      | 658.100           | 643.000           | 570.400           | 648.200           | 448.000           | 786.600           | 600.300           | 662.700           | 707.600           | 707.200           | 687.700           | 655.300           | 7.775.100          |
| <b>TOTAL ABASTECIMIENTO</b>          |                      | <b>7.951.496</b>  | <b>6.838.804</b>  | <b>6.449.771</b>  | <b>7.978.464</b>  | <b>6.484.620</b>  | <b>7.007.903</b>  | <b>5.894.305</b>  | <b>8.745.088</b>  | <b>11.594.795</b> | <b>11.587.480</b> | <b>11.381.679</b> | <b>9.327.340</b>  | <b>101.241.745</b> |
| <b>TOTAL TRASVASE</b>                |                      | <b>10.231.870</b> | <b>18.350.343</b> | <b>15.738.626</b> | <b>10.515.675</b> | <b>14.184.034</b> | <b>18.138.942</b> | <b>12.327.847</b> | <b>18.688.905</b> | <b>27.296.428</b> | <b>32.560.445</b> | <b>34.849.172</b> | <b>30.235.707</b> | <b>243.119.994</b> |
| <b>TABILLA JÚCAR</b>                 |                      |                   |                   |                   |                   |                   |                   |                   |                   |                   |                   |                   |                   | -                  |
| <b>CANAL DE LAS AVES</b>             |                      |                   |                   |                   |                   |                   |                   |                   |                   |                   |                   |                   |                   | -                  |

## 2.13.- Año Hidrológico 2009-2010

### CONSUMOS NETOS. AÑO HIDROLÓGICO 2009-2010 (M3)

| REGO TRASVASE                        |                      |                  |                   |                   |                  |                  |                   |                   |                   |                   |                   |                   |                   |                    |
|--------------------------------------|----------------------|------------------|-------------------|-------------------|------------------|------------------|-------------------|-------------------|-------------------|-------------------|-------------------|-------------------|-------------------|--------------------|
| ZONAS                                | SUBZONAS             | OCTUBRE          | NOVIEMBRE         | DICIEMBRE         | ENERO            | FEBRERO          | MARZO             | ABRIL             | MAYO              | JUNIO             | JULIO             | AGOSTO            | SEPTIEMBRE        | SUMA               |
| <b>ALICANTE</b>                      |                      |                  |                   |                   |                  |                  |                   |                   |                   |                   |                   |                   |                   |                    |
|                                      | R.L.M.L.             | -                | 1.140.013         | 2.972.471         | 373.941          | 747.866          | 1.639.468         | 3.202.454         | 2.117.588         | 4.329.261         | 4.725.118         | 4.901.944         | 3.097.209         | 29.247.333         |
|                                      | S. Isidro y Raakingo | -                | -                 | 53.945            | -                | -                | 52.634            | -                 | -                 | 32.392            | -                 | -                 | 25.953            | 164.924            |
|                                      | La Padrena           | -                | 360.765           | 298.800           | -                | 58.022           | 348.976           | 508.000           | 810.548           | 384.429           | 866.785           | 1.758.935         | 1.031.827         | 6.427.087          |
|                                      | R.L.M.D.             | -                | <u>309.375</u>    | <u>132.000</u>    | -                | -                | -                 | <u>180.892</u>    | <u>377.813</u>    | <u>363.369</u>    | <u>818.639</u>    | <u>157.008</u>    | <u>397.875</u>    | <u>2.736.971</u>   |
|                                      | TOTAL                | -                | 1.810.153         | 3.457.216         | 373.941          | 805.888          | 2.041.078         | 3.891.346         | 3.305.949         | 5.109.451         | 6.410.542         | 6.817.887         | 4.552.864         | 38.576.315         |
| <b>VEGA ALTA Y MEDIA</b>             |                      |                  |                   |                   |                  |                  |                   |                   |                   |                   |                   |                   |                   |                    |
|                                      | Zona 1               | 89.428           | 437.833           | 429.477           | 166.970          | 185.376          | 377.522           | -                 | 110.936           | 767.610           | 1.322.361         | 1.023.461         | 687.409           | 5.598.383          |
|                                      | Zona 2               | -                | 90.090            | 280.566           | 38.610           | -                | 30.888            | 172.458           | 866.514           | 521.432           | 214.199           | 648.945           | 1.072.707         | 3.936.409          |
|                                      | Zona 3               | -                | 116.474           | 254.182           | 44.176           | 129.308          | 346.731           | -                 | -                 | 809.025           | 795.280           | 682.857           | 938.923           | 4.116.956          |
|                                      | Zona 4               | -                | 673.987           | 486.567           | 178.948          | 343.348          | 442.748           | 273.262           | 884.179           | 1.208.899         | 2.279.933         | 1.383.985         | 1.691.998         | 9.847.854          |
|                                      | Zona 5               | -                | 69.790            | 26.850            | -                | 41.395           | 132.973           | 64.743            | 426.874           | 343.655           | 655.387           | 444.404           | 381.884           | 2.587.955          |
|                                      | TOTAL                | 89.428           | 1.388.174         | 1.477.642         | 428.704          | 699.427          | 1.330.862         | 510.463           | 2.288.503         | 3.650.621         | 5.267.160         | 4.183.652         | 4.772.921         | 26.087.557         |
| <b>CARTAGENA</b>                     |                      |                  |                   |                   |                  |                  |                   |                   |                   |                   |                   |                   |                   |                    |
|                                      | Cartagena            | -                | <u>3.264.603</u>  | <u>3.956.873</u>  | <u>671.062</u>   | <u>910.678</u>   | <u>2.938.736</u>  | <u>3.626.200</u>  | <u>6.331.780</u>  | <u>5.443.531</u>  | <u>8.484.069</u>  | <u>6.367.182</u>  | <u>4.204.276</u>  | <u>46.198.990</u>  |
|                                      | TOTAL                | -                | 3.264.603         | 3.956.873         | 671.062          | 910.678          | 2.938.736         | 3.626.200         | 6.331.780         | 5.443.531         | 8.484.069         | 6.367.182         | 4.204.276         | 46.198.990         |
| <b>MULA Y COMARCA</b>                |                      |                  |                   |                   |                  |                  |                   |                   |                   |                   |                   |                   |                   |                    |
|                                      | Mula y Pilego        | -                | -                 | 206.456           | -                | -                | -                 | -                 | -                 | -                 | -                 | 6.400             | -                 | 212.856            |
|                                      | Yéchar               | -                | -                 | 206.000           | -                | -                | -                 | -                 | -                 | -                 | 259.384           | 192.439           | -                 | 657.823            |
|                                      | TOTAL                | -                | -                 | 412.456           | -                | -                | -                 | -                 | -                 | -                 | 259.384           | 198.839           | -                 | 870.679            |
| <b>LORCA Y VALLE DEL GUADALENTÍN</b> |                      |                  |                   |                   |                  |                  |                   |                   |                   |                   |                   |                   |                   |                    |
|                                      | Sangonera            | 369.300          | 201.998           | 179.685           | 47.356           | 89.611           | 143.840           | -                 | -                 | -                 | 762.000           | -                 | -                 | 1.793.790          |
|                                      | Librilla             | -                | 29.687            | 23.237            | 2.598            | 5.836            | -                 | 45.714            | 274.324           | 314.550           | 35.755            | 661.547           | 835.014           | 2.228.062          |
|                                      | Alhama               | -                | 187.849           | 82.716            | -                | -                | -                 | 173.539           | -                 | 408.164           | 370.789           | 940.627           | 846.879           | 3.010.563          |
|                                      | Todana               | -                | 372.779           | 62.921            | 2.318            | 8.525            | 8.715             | 189.424           | 670.877           | 937.310           | 314.193           | 863.338           | 1.213.505         | 4.643.505          |
|                                      | Lorca                | -                | <u>1.634.625</u>  | <u>697.440</u>    | <u>2.160</u>     | <u>222.624</u>   | <u>805.048</u>    | <u>260.978</u>    | <u>1.449.788</u>  | <u>735.407</u>    | <u>2.011.445</u>  | <u>859.073</u>    | <u>2.160.697</u>  | <u>10.839.285</u>  |
|                                      | TOTAL                | 369.300          | 2.426.938         | 1.045.999         | 54.432           | 326.396          | 957.603           | 669.655           | 2.394.989         | 2.395.431         | 3.494.182         | 3.324.585         | 5.056.095         | 22.515.205         |
| <b>ALMERÍA</b>                       |                      |                  |                   |                   |                  |                  |                   |                   |                   |                   |                   |                   |                   |                    |
|                                      | Almería              | -                | <u>262.601</u>    | <u>450.462</u>    | <u>64.682</u>    | <u>124.803</u>   | <u>546.706</u>    | <u>737.828</u>    | <u>885.422</u>    | <u>693.319</u>    | <u>1.049.564</u>  | <u>1.042.099</u>  | <u>1.323.400</u>  | <u>7.180.886</u>   |
|                                      | TOTAL                | -                | 262.601           | 450.462           | 64.682           | 124.803          | 546.706           | 737.828           | 885.422           | 693.319           | 1.049.564         | 1.042.099         | 1.323.400         | 7.180.886          |
| <b>TOTAL REGO</b>                    |                      | <b>458.728</b>   | <b>9.152.469</b>  | <b>10.800.248</b> | <b>1.592.821</b> | <b>2.867.192</b> | <b>7.814.985</b>  | <b>9.435.492</b>  | <b>15.206.643</b> | <b>17.292.353</b> | <b>24.964.901</b> | <b>21.934.244</b> | <b>19.909.556</b> | <b>141.429.632</b> |
| <b>TABILLA</b>                       |                      | 7.999.198        | 9.152.469         | 6.748.378         | 6.142.853        | 5.527.950        | 5.708.985         | 4.465.973         | 4.767.198         | 9.247.626         | 12.934.612        | 10.083.240        | 8.390.492         | 91.158.974         |
| <b>ABAST. SUR GALASA</b>             |                      | 695.800          | 684.600           | 662.000           | 409.258          | 447.942          | 239.200           | 237.800           | 679.800           | 584.500           | 552.200           | 520.700           | 519.600           | 6.233.200          |
| <b>TOTAL ABASTECIMIENTO</b>          |                      | <b>8.694.998</b> | <b>9.837.069</b>  | <b>7.410.378</b>  | <b>6.552.111</b> | <b>5.975.892</b> | <b>5.948.185</b>  | <b>4.703.773</b>  | <b>5.446.798</b>  | <b>9.832.126</b>  | <b>13.486.812</b> | <b>10.603.940</b> | <b>8.900.092</b>  | <b>97.392.174</b>  |
| <b>TOTAL TRASVASE</b>                |                      | <b>9.153.726</b> | <b>18.989.538</b> | <b>18.210.626</b> | <b>8.144.932</b> | <b>8.843.084</b> | <b>13.763.170</b> | <b>14.139.265</b> | <b>20.653.441</b> | <b>27.124.479</b> | <b>38.451.713</b> | <b>32.538.184</b> | <b>28.809.648</b> | <b>238.821.806</b> |
| <b>TABILLA JÚCAR</b>                 |                      |                  |                   |                   |                  |                  |                   |                   |                   |                   |                   |                   |                   |                    |
| <b>CANAL DE LAS AVES</b>             |                      |                  |                   |                   |                  |                  |                   |                   |                   |                   |                   |                   |                   |                    |

## 2.14.- Año Hidrológico 2010-2011



MINISTERIO DE  
AGRICULTURA,  
ALIMENTACIÓN Y  
MEDIO AMBIENTE

### CONSUMOS DEL TRASVASE POR ZONA (m³)

CONFEDERACIÓN  
HIDROGRÁFICA  
DEL SEGURA

DIRECCIÓN TÉCNICA

Procedencia **RECURSOS DEL TRASVASE**  
Año Hidrológico **2010/2011** CONSUMOS NETOS HASTA Septiembre 2011

| Zona                                 | Octubre           | Noviembre         | Diciembre         | Enero             | Febrero           | Marzo             | Abril             | Mayo              | Junio             | Julio             | Agosto            | Septiembre        | TOTAL              |
|--------------------------------------|-------------------|-------------------|-------------------|-------------------|-------------------|-------------------|-------------------|-------------------|-------------------|-------------------|-------------------|-------------------|--------------------|
| <b>ALICANTE</b>                      |                   |                   |                   |                   |                   |                   |                   |                   |                   |                   |                   |                   |                    |
| LA PEDRERA                           | 1.680.632         | 1.814.669         | 593.886           | 207.286           | 333.599           | 578.575           | 914.369           | 943.217           | 850.917           | 1.498.468         | 1.654.377         | 1.508.515         | 12.578.510         |
| RIEGOS DE LEVANTE MARGEN DERECHA     | 943.377           | 256.853           | 0                 | 262.263           | 134.039           | 0                 | 0                 | 0                 | 0                 | 0                 | 263.802           | 996.345           | 2.856.679          |
| RIEGOS DE LEVANTE MARGEN IZQUIERDA   | 2.761.651         | 2.829.755         | 689.047           | 741.376           | 658.496           | 1.003.721         | 3.757.867         | 3.774.624         | 6.056.272         | 4.908.941         | 5.825.683         | 5.410.057         | 38.397.290         |
| <b>Total</b>                         | <b>5.385.660</b>  | <b>4.901.277</b>  | <b>1.262.933</b>  | <b>1.210.925</b>  | <b>1.126.134</b>  | <b>1.582.296</b>  | <b>4.672.036</b>  | <b>4.717.841</b>  | <b>6.907.189</b>  | <b>6.407.409</b>  | <b>7.743.862</b>  | <b>7.914.917</b>  | <b>53.832.479</b>  |
| <b>ALMERIA</b>                       |                   |                   |                   |                   |                   |                   |                   |                   |                   |                   |                   |                   |                    |
| ALMERIA                              | 1.104.700         | 1.013.220         | 82.766            | 0                 | 236.779           | 390.253           | 1.122.184         | 1.637.890         | 1.807.063         | 1.380.307         | 1.062.992         | 772.100           | 10.610.254         |
| <b>Total</b>                         | <b>1.104.700</b>  | <b>1.013.220</b>  | <b>82.766</b>     | <b>0</b>          | <b>236.779</b>    | <b>390.253</b>    | <b>1.122.184</b>  | <b>1.637.890</b>  | <b>1.807.063</b>  | <b>1.380.307</b>  | <b>1.062.992</b>  | <b>772.100</b>    | <b>10.610.254</b>  |
| <b>CARTAGENA</b>                     |                   |                   |                   |                   |                   |                   |                   |                   |                   |                   |                   |                   |                    |
| CARTAGENA                            | 9.609.743         | 6.703.655         | 3.375.316         | 3.062.700         | 4.011.600         | 5.162.973         | 7.009.430         | 6.893.126         | 9.126.540         | 8.224.260         | 6.505.813         | 9.077.040         | 78.762.196         |
| <b>Total</b>                         | <b>9.609.743</b>  | <b>6.703.655</b>  | <b>3.375.316</b>  | <b>3.062.700</b>  | <b>4.011.600</b>  | <b>5.162.973</b>  | <b>7.009.430</b>  | <b>6.893.126</b>  | <b>9.126.540</b>  | <b>8.224.260</b>  | <b>6.505.813</b>  | <b>9.077.040</b>  | <b>78.762.196</b>  |
| <b>LORCA Y VALLE DEL GUADALENTIN</b> |                   |                   |                   |                   |                   |                   |                   |                   |                   |                   |                   |                   |                    |
| LORCA Y VALLE DEL GUADALENTIN        | 7.275.552         | 7.972.558         | 4.404.253         | 579.422           | 1.985.202         | 1.946.439         | 6.144.457         | 5.304.258         | 6.197.114         | 4.477.727         | 3.643.706         | 4.863.105         | 54.793.793         |
| <b>Total</b>                         | <b>7.275.552</b>  | <b>7.972.558</b>  | <b>4.404.253</b>  | <b>579.422</b>    | <b>1.985.202</b>  | <b>1.946.439</b>  | <b>6.144.457</b>  | <b>5.304.258</b>  | <b>6.197.114</b>  | <b>4.477.727</b>  | <b>3.643.706</b>  | <b>4.863.105</b>  | <b>54.793.793</b>  |
| <b>MULA Y COMARCA</b>                |                   |                   |                   |                   |                   |                   |                   |                   |                   |                   |                   |                   |                    |
| MULA Y PLIEGO                        | 0                 | 379.602           | 367.196           | 0                 | 0                 | 0                 | 80.177            | 658.900           | 721.400           | 0                 | 63.056            | 0                 | 2.270.331          |
| YECHAR                               | 0                 | 0                 | 0                 | 0                 | 0                 | 0                 | 0                 | 0                 | 0                 | 0                 | 0                 | 0                 | 0                  |
| <b>Total</b>                         | <b>0</b>          | <b>379.602</b>    | <b>367.196</b>    | <b>0</b>          | <b>0</b>          | <b>0</b>          | <b>80.177</b>     | <b>658.900</b>    | <b>721.400</b>    | <b>0</b>          | <b>63.056</b>     | <b>0</b>          | <b>2.270.331</b>   |
| <b>VEGA ALTA Y MEDIA</b>             |                   |                   |                   |                   |                   |                   |                   |                   |                   |                   |                   |                   |                    |
| ZONA 1                               | 0                 | 853.450           | 218.180           | 0                 | 31.915            | 124.832           | 1.014.921         | 1.172.342         | 1.666.944         | 1.563.183         | 1.270.124         | 677.140           | 8.593.031          |
| ZONA 2                               | 402.575           | 45.389            | 495.928           | 0                 | 21.009            | 20.849            | 461.859           | 563.051           | 1.070.657         | 607.005           | 923.134           | 965.946           | 5.577.402          |
| ZONA 3                               | 782.060           | 364.030           | 225.717           | 252.806           | 214.766           | 228.421           | 914.493           | 962.904           | 901.300           | 0                 | 1.273.085         | 1.267.834         | 7.387.416          |
| ZONA 4                               | 1.530.204         | 1.082.288         | 854.520           | 143.708           | 245.388           | 208.647           | 1.077.135         | 741.195           | 1.536.543         | 1.416.400         | 808.161           | 1.076.303         | 10.720.492         |
| ZONA 5                               | 210.786           | 183.413           | 118.134           | 0                 | 0                 | 0                 | 150.955           | 544.946           | 398.229           | 636.037           | 489.983           | 369.966           | 3.102.449          |
| <b>Total</b>                         | <b>2.925.625</b>  | <b>2.528.570</b>  | <b>1.912.479</b>  | <b>396.514</b>    | <b>513.078</b>    | <b>582.749</b>    | <b>3.619.363</b>  | <b>3.984.438</b>  | <b>5.573.673</b>  | <b>4.222.625</b>  | <b>4.764.487</b>  | <b>4.357.189</b>  | <b>35.380.790</b>  |
| <b>Total Riego</b>                   | <b>26.301.280</b> | <b>23.498.882</b> | <b>11.404.943</b> | <b>5.249.561</b>  | <b>7.872.793</b>  | <b>9.664.710</b>  | <b>22.647.647</b> | <b>23.196.453</b> | <b>30.332.979</b> | <b>24.712.328</b> | <b>23.783.916</b> | <b>26.984.351</b> | <b>235.649.843</b> |
| <b>ABASTECIMIENTO</b>                |                   |                   |                   |                   |                   |                   |                   |                   |                   |                   |                   |                   |                    |
| TOTAL TAIBILLA                       | 6.984.103         | 6.951.650         | 6.789.533         | 6.680.427         | 5.833.806         | 4.648.990         | 6.563.328         | 7.120.725         | 11.291.840        | 15.877.531        | 12.333.156        | 10.131.727        | 101.206.616        |
| GESTION AGUAS DEL LEVANTE ALMERIENSE | 543.200           | 617.400           | 700.600           | 462.100           | 616.400           | 638.100           | 574.300           | 616.600           | 496.300           | 624.000           | 535.000           | 574.700           | 6.998.700          |
| <b>Total</b>                         | <b>7.527.303</b>  | <b>7.569.050</b>  | <b>7.490.133</b>  | <b>7.142.527</b>  | <b>6.450.006</b>  | <b>5.287.090</b>  | <b>7.137.628</b>  | <b>7.737.325</b>  | <b>11.788.140</b> | <b>16.501.531</b> | <b>12.868.156</b> | <b>10.706.427</b> | <b>108.205.316</b> |
| <b>Total Abastecimiento</b>          | <b>7.527.303</b>  | <b>7.569.050</b>  | <b>7.490.133</b>  | <b>7.142.527</b>  | <b>6.450.006</b>  | <b>5.287.090</b>  | <b>7.137.628</b>  | <b>7.737.325</b>  | <b>11.788.140</b> | <b>16.501.531</b> | <b>12.868.156</b> | <b>10.706.427</b> | <b>108.205.316</b> |
| <b>RECURSOS DEL TRASVASE</b>         | <b>33.828.583</b> | <b>31.067.932</b> | <b>18.895.076</b> | <b>12.392.088</b> | <b>14.322.799</b> | <b>14.951.800</b> | <b>29.785.275</b> | <b>30.933.778</b> | <b>42.121.119</b> | <b>41.213.859</b> | <b>36.652.072</b> | <b>37.690.778</b> | <b>343.855.159</b> |

## 2.15.- Año Hidrológico 2011-2012



MINISTERIO DE  
AGRICULTURA,  
ALIMENTACIÓN Y  
MEDIO AMBIENTE

### CONSUMOS DEL TRASVASE POR ZONA (m³)

CONFEDERACIÓN  
HIDROGRÁFICA  
DEL SEGURA

DIRECCIÓN TÉCNICA

Procedencia **RECURSOS DEL TRASVASE**  
Año Hidrológico **2011/2012** CONSUMOS NETOS HASTA Septiembre 2012

| Zona                                 | Octubre           | Noviembre         | Diciembre         | Enero             | Febrero           | Marzo             | Abril             | Mayo              | Junio             | Julio             | Agosto            | Septiembre        | TOTAL              |
|--------------------------------------|-------------------|-------------------|-------------------|-------------------|-------------------|-------------------|-------------------|-------------------|-------------------|-------------------|-------------------|-------------------|--------------------|
| <b>ALICANTE</b>                      |                   |                   |                   |                   |                   |                   |                   |                   |                   |                   |                   |                   |                    |
| LA PEDRERA                           | 1.349.545         | 851.469           | 691.721           | 469.948           | 762.786           | 1.021.671         | 792.117           | 1.082.818         | 1.227.829         | 1.077.357         | 1.361.082         | 1.292.178         | 11.980.521         |
| RIEGOS DE LEVANTE MARGEN DERECHA     | 347.270           | 447.080           | 36.723            | 174.379           | 0                 | 0                 | 0                 | 92.254            | 712.869           | 317.743           | 477.644           | 433.063           | 3.039.025          |
| RIEGOS DE LEVANTE MARGEN IZQUIERDA   | 6.006.790         | 2.295.781         | 814.772           | 905.595           | 1.750.832         | 2.297.951         | 4.686.193         | 5.625.945         | 7.167.933         | 572.873           | 6.253.843         | 6.759.113         | 45.137.621         |
| Total                                | 7.703.605         | 3.594.330         | 1.543.216         | 1.549.922         | 2.513.618         | 3.319.622         | 5.478.310         | 6.801.017         | 9.108.631         | 1.967.973         | 8.092.569         | 8.484.354         | 60.157.167         |
| <b>ALMERIA</b>                       |                   |                   |                   |                   |                   |                   |                   |                   |                   |                   |                   |                   |                    |
| ALMERIA                              | 1.255.016         | 833.807           | 674.020           | 830               | 614.995           | 1.133.740         | 1.136.800         | 1.295.656         | 944.904           | 1.015.580         | 1.497.200         | 1.104.855         | 11.507.403         |
| Total                                | 1.255.016         | 833.807           | 674.020           | 830               | 614.995           | 1.133.740         | 1.136.800         | 1.295.656         | 944.904           | 1.015.580         | 1.497.200         | 1.104.855         | 11.507.403         |
| <b>CARTAGENA</b>                     |                   |                   |                   |                   |                   |                   |                   |                   |                   |                   |                   |                   |                    |
| CARTAGENA                            | 11.158.508        | 7.245.274         | 3.061.380         | 5.347.318         | 4.912.832         | 8.435.294         | 9.994.058         | 10.627.796        | 10.520.843        | 9.953.359         | 11.225.192        | 9.001.733         | 101.483.587        |
| Total                                | 11.158.508        | 7.245.274         | 3.061.380         | 5.347.318         | 4.912.832         | 8.435.294         | 9.994.058         | 10.627.796        | 10.520.843        | 9.953.359         | 11.225.192        | 9.001.733         | 101.483.587        |
| <b>LORCA Y VALLE DEL GUADALENTIN</b> |                   |                   |                   |                   |                   |                   |                   |                   |                   |                   |                   |                   |                    |
| LORCA Y VALLE DEL GUADALENTIN        | 8.965.973         | 4.454.633         | 5.223.824         | 1.928.624         | 2.584.594         | 3.965.293         | 5.166.928         | 5.437.316         | 7.517.214         | 4.777.877         | 5.440.476         | 6.115.686         | 61.578.438         |
| Total                                | 8.965.973         | 4.454.633         | 5.223.824         | 1.928.624         | 2.584.594         | 3.965.293         | 5.166.928         | 5.437.316         | 7.517.214         | 4.777.877         | 5.440.476         | 6.115.686         | 61.578.438         |
| <b>MULA Y COMARCA</b>                |                   |                   |                   |                   |                   |                   |                   |                   |                   |                   |                   |                   |                    |
| MULA Y PLIEGO                        | 366.453           | 423.489           | 542.378           | 0                 | 0                 | 0                 | 723.100           | 736.786           | 717.800           | 556.130           | 438.363           | 625.925           | 5.130.424          |
| YECHAR                               | 0                 | 0                 | 0                 | 0                 | 0                 | 0                 | 0                 | 0                 | 0                 | 0                 | 0                 | 0                 | 0                  |
| Total                                | 366.453           | 423.489           | 542.378           | 0                 | 0                 | 0                 | 723.100           | 736.786           | 717.800           | 556.130           | 438.363           | 625.925           | 5.130.424          |
| <b>VEGA ALTA Y MEDIA</b>             |                   |                   |                   |                   |                   |                   |                   |                   |                   |                   |                   |                   |                    |
| ZONA 1                               | 574.606           | 216.065           | 227.059           | 0                 | 224.628           | 872.914           | 841.223           | 1.518.447         | 1.885.176         | 1.920.594         | 1.126.420         | 749.569           | 10.156.701         |
| ZONA 2                               | 378.007           | 41.763            | 179.048           | 284.836           | 284.778           | 401.796           | 335.277           | 1.016.595         | 451.951           | 325.397           | 919.816           | 609.173           | 5.228.437          |
| ZONA 3                               | 1.210.072         | 396.028           | 303.256           | 334.366           | 0                 | 807.749           | 427.301           | 1.009.628         | 828.108           | 0                 | 0                 | 310.451           | 5.626.959          |
| ZONA 4                               | 1.635.716         | 657.017           | 549.720           | 650.428           | 633.926           | 1.022.158         | 687.730           | 878.540           | 1.359.292         | 808.147           | 1.800.013         | 1.784.358         | 12.467.045         |
| ZONA 5                               | 313.188           | 120.276           | 63.755            | 2.947             | 83.365            | 99.217            | 268.703           | 403.602           | 471.377           | 430.032           | 392.398           | 371.332           | 3.020.192          |
| Total                                | 4.111.589         | 1.431.149         | 1.322.838         | 1.272.577         | 1.226.697         | 3.203.834         | 2.560.234         | 4.826.812         | 4.995.904         | 3.484.170         | 4.238.647         | 3.824.883         | 36.499.334         |
| Total Riego                          | 33.561.144        | 17.982.682        | 12.367.656        | 10.099.271        | 11.852.736        | 20.057.783        | 25.059.430        | 29.725.383        | 33.805.296        | 21.755.089        | 30.932.447        | 29.157.436        | 276.356.353        |
| <b>ABASTECIMIENTO</b>                |                   |                   |                   |                   |                   |                   |                   |                   |                   |                   |                   |                   |                    |
| TOTAL TAIBILLA                       | 7.640.565         | 4.509.107         | 7.177.848         | 7.448.193         | 7.808.863         | 7.373.536         | 8.300.114         | 9.152.457         | 10.183.855        | 9.644.817         | 11.702.809        | 5.021.017         | 95.963.181         |
| GESTION AGUAS DEL LEVANTE ALMERIENSE | 600.500           | 486.500           | 643.100           | 545.500           | 481.300           | 253.800           | 499.900           | 275.600           | 530.200           | 607.000           | 489.700           | 307.400           | 5.720.500          |
| Total                                | 8.241.065         | 4.995.607         | 7.820.948         | 7.993.693         | 8.290.163         | 7.627.336         | 8.800.014         | 9.428.057         | 10.714.055        | 10.251.817        | 12.192.509        | 5.328.417         | 101.683.681        |
| Total Abastecimiento                 | 8.241.065         | 4.995.607         | 7.820.948         | 7.993.693         | 8.290.163         | 7.627.336         | 8.800.014         | 9.428.057         | 10.714.055        | 10.251.817        | 12.192.509        | 5.328.417         | 101.683.681        |
| <b>RECURSOS DEL TRASVASE</b>         | <b>41.802.209</b> | <b>22.978.289</b> | <b>20.188.604</b> | <b>18.092.964</b> | <b>20.142.899</b> | <b>27.685.119</b> | <b>33.859.444</b> | <b>39.153.440</b> | <b>44.519.351</b> | <b>32.006.906</b> | <b>43.124.956</b> | <b>34.485.853</b> | <b>378.040.034</b> |

## 2.16.- Año Hidrológico 2012-2013



MINISTERIO DE  
AGRICULTURA,  
ALIMENTACIÓN Y  
MEDIO AMBIENTE

### CONSUMOS DEL TRASVASE POR ZONA (m³)

CONFEDERACIÓN  
HIDROGRÁFICA  
DEL SEGURA

DIRECCIÓN TÉCNICA

| Zona                                 | RECURSOS DEL TRASVASE |                                      |                   |                   |                   |                   |                   |                  |                   |                   |                   |                   | TOTAL             |                    |
|--------------------------------------|-----------------------|--------------------------------------|-------------------|-------------------|-------------------|-------------------|-------------------|------------------|-------------------|-------------------|-------------------|-------------------|-------------------|--------------------|
|                                      | Procedencia           | CONSUMOS NETOS HASTA Septiembre 2013 |                   |                   |                   |                   |                   |                  |                   |                   |                   |                   |                   |                    |
|                                      | Año Hidrológico       | 2012                                 | 2013              |                   |                   |                   |                   |                  |                   |                   |                   |                   |                   |                    |
|                                      |                       | Octubre                              | Noviembre         | Diciembre         | Enero             | Febrero           | Marzo             | Abril            | Mayo              | Junio             | Julio             | Agosto            | Septiembre        |                    |
| <b>ALICANTE</b>                      |                       |                                      |                   |                   |                   |                   |                   |                  |                   |                   |                   |                   |                   |                    |
| LA PEDRERA                           |                       | 603.462                              | 557.163           | 790.778           | 549.993           | 823.993           | 484.725           | 160.232          | 474.491           | 919.361           | 1.327.267         | 1.525.514         | 1.803.793         | 10.020.772         |
| RIEGOS DE LEVANTE MARGEN DERECHA     |                       | 74.832                               | 262.672           | 215.173           | 362.175           | 0                 | 0                 | 0                | 0                 | 0                 | 0                 | 0                 | 0                 | 914.852            |
| RIEGOS DE LEVANTE MARGEN IZQUIERDA   |                       | 5.041.018                            | 2.878.346         | 2.907.718         | 2.088.029         | 3.274.147         | 3.371.882         | 499.987          | 1.812.234         | 3.446.998         | 5.470.627         | 11.585.932        | 4.877.352         | 47.254.270         |
| <b>Total</b>                         |                       | <b>5.719.312</b>                     | <b>3.698.181</b>  | <b>3.913.669</b>  | <b>3.000.197</b>  | <b>4.098.140</b>  | <b>3.856.607</b>  | <b>660.219</b>   | <b>2.286.725</b>  | <b>4.366.359</b>  | <b>6.797.894</b>  | <b>13.111.446</b> | <b>6.681.145</b>  | <b>58.189.894</b>  |
| <b>ALMERIA</b>                       |                       |                                      |                   |                   |                   |                   |                   |                  |                   |                   |                   |                   |                   |                    |
| ÁLMERIA                              |                       | 64.800                               | 539.320           | 1.826.588         | 387.271           | 722.640           | 627.928           | 730.532          | 736.270           | 564.524           | 707.330           | 1.472.250         | 2.851.510         | 11.230.963         |
| <b>Total</b>                         |                       | <b>64.800</b>                        | <b>539.320</b>    | <b>1.826.588</b>  | <b>387.271</b>    | <b>722.640</b>    | <b>627.928</b>    | <b>730.532</b>   | <b>736.270</b>    | <b>564.524</b>    | <b>707.330</b>    | <b>1.472.250</b>  | <b>2.851.510</b>  | <b>11.230.963</b>  |
| <b>CARTAGENA</b>                     |                       |                                      |                   |                   |                   |                   |                   |                  |                   |                   |                   |                   |                   |                    |
| CARTAGENA                            |                       | 6.785.367                            | 2.453.736         | 4.838.140         | 5.711.155         | 6.826.109         | 4.604.245         | 2.946.279        | 8.793.511         | 11.253.929        | 12.488.195        | 11.211.252        | 10.452.673        | 88.364.591         |
| <b>Total</b>                         |                       | <b>6.785.367</b>                     | <b>2.453.736</b>  | <b>4.838.140</b>  | <b>5.711.155</b>  | <b>6.826.109</b>  | <b>4.604.245</b>  | <b>2.946.279</b> | <b>8.793.511</b>  | <b>11.253.929</b> | <b>12.488.195</b> | <b>11.211.252</b> | <b>10.452.673</b> | <b>88.364.591</b>  |
| <b>LORCA Y VALLE DEL GUADALENTIN</b> |                       |                                      |                   |                   |                   |                   |                   |                  |                   |                   |                   |                   |                   |                    |
| LORCA Y VALLE DEL GUADALENTIN        |                       | 2.009.222                            | 2.307.356         | 4.734.425         | 2.725.470         | 2.764.918         | 3.667.145         | 1.186.614        | 1.541.617         | 4.211.699         | 4.991.113         | 5.182.010         | 6.681.156         | 42.002.745         |
| <b>Total</b>                         |                       | <b>2.009.222</b>                     | <b>2.307.356</b>  | <b>4.734.425</b>  | <b>2.725.470</b>  | <b>2.764.918</b>  | <b>3.667.145</b>  | <b>1.186.614</b> | <b>1.541.617</b>  | <b>4.211.699</b>  | <b>4.991.113</b>  | <b>5.182.010</b>  | <b>6.681.156</b>  | <b>42.002.745</b>  |
| <b>MULA Y COMARCA</b>                |                       |                                      |                   |                   |                   |                   |                   |                  |                   |                   |                   |                   |                   |                    |
| MULA Y PLIEGO                        |                       | 0                                    | 0                 | 0                 | 2.179             | 153.435           | 377.500           | 169.301          | 207.431           | 505.715           | 503.400           | 264.917           | 181.507           | 2.365.385          |
| YECHAR                               |                       | 0                                    | 0                 | 0                 | 0                 | 0                 | 0                 | 0                | 0                 | 0                 | 0                 | 0                 | 0                 | 0                  |
| <b>Total</b>                         |                       | <b>0</b>                             | <b>0</b>          | <b>0</b>          | <b>2.179</b>      | <b>153.435</b>    | <b>377.500</b>    | <b>169.301</b>   | <b>207.431</b>    | <b>505.715</b>    | <b>503.400</b>    | <b>264.917</b>    | <b>181.507</b>    | <b>2.365.385</b>   |
| <b>VEGA ALTA Y MEDIA</b>             |                       |                                      |                   |                   |                   |                   |                   |                  |                   |                   |                   |                   |                   |                    |
| ZONA 1                               |                       | 532.217                              | 189.077           | 246.226           | 93.390            | 387.174           | 657.057           | 44.148           | 1.266.825         | 1.862.700         | 1.291.140         | 1.063.260         | 810.000           | 8.443.214          |
| ZONA 2                               |                       | 394.617                              | 201.242           | 296.285           | 126.323           | 272.853           | 436.759           | 31.055           | 264.209           | 288.823           | 396.776           | 877.221           | 803.721           | 4.389.884          |
| ZONA 3                               |                       | 150.305                              | 43.461            | 269.399           | 318.861           | 338.781           | 236.511           | 144.393          | 0                 | 0                 | 0                 | 0                 | 757.791           | 2.259.502          |
| ZONA 4                               |                       | 1.007.015                            | 527.888           | 737.439           | 863.149           | 991.885           | 805.677           | 46.120           | 689.535           | 1.142.052         | 1.469.216         | 2.189.706         | 2.219.949         | 12.689.431         |
| ZONA 5                               |                       | 47.513                               | 53.640            | 44.613            | 3.756             | 146.405           | 142.317           | 10.925           | 290.868           | 273.883           | 282.448           | 386.343           | 190.842           | 1.873.553          |
| <b>Total</b>                         |                       | <b>2.131.667</b>                     | <b>1.015.308</b>  | <b>1.593.962</b>  | <b>1.405.479</b>  | <b>2.136.898</b>  | <b>2.278.321</b>  | <b>276.641</b>   | <b>2.511.437</b>  | <b>3.567.458</b>  | <b>3.439.580</b>  | <b>4.516.530</b>  | <b>4.782.303</b>  | <b>29.655.584</b>  |
| <b>Total Riego</b>                   |                       | <b>16.710.368</b>                    | <b>10.013.901</b> | <b>16.906.784</b> | <b>13.231.751</b> | <b>16.702.140</b> | <b>15.411.746</b> | <b>5.969.586</b> | <b>16.076.991</b> | <b>24.469.684</b> | <b>28.927.512</b> | <b>35.758.405</b> | <b>31.630.294</b> | <b>231.809.162</b> |
| <b>ABASTECIMIENTO</b>                |                       |                                      |                   |                   |                   |                   |                   |                  |                   |                   |                   |                   |                   |                    |
| TOTAL TAIBILLA                       |                       | 6.879.210                            | 8.581.120         | 8.454.540         | 7.860.610         | 7.800.100         | 8.901.640         | 1.264.119        | 8.709.312         | 10.823.986        | 10.403.732        | 8.811.685         | 7.821.055         | 96.311.109         |
| GESTION AGUAS DEL LEVANTE ALMERIENSE |                       | 4.180                                | 173.620           | 397.200           | 233.000           | 362.000           | 392.100           | 371.200          | 236.900           | 290.200           | 380.000           | 235.400           | 245.200           | 3.321.000          |
| OBASCON HUARTE LAÍN, S.A.            |                       | 0                                    | 0                 | 0                 | 0                 | 0                 | 0                 | 0                | 0                 | 0                 | 0                 | 0                 | 1.000.000         | 1.000.000          |
| <b>Total</b>                         |                       | <b>6.883.390</b>                     | <b>8.754.740</b>  | <b>8.851.740</b>  | <b>8.093.610</b>  | <b>8.162.100</b>  | <b>9.293.740</b>  | <b>1.635.319</b> | <b>8.946.212</b>  | <b>11.114.186</b> | <b>10.783.732</b> | <b>9.047.085</b>  | <b>9.066.255</b>  | <b>100.632.109</b> |
| <b>Total Abastecimiento</b>          |                       | <b>6.883.390</b>                     | <b>8.754.740</b>  | <b>8.851.740</b>  | <b>8.093.610</b>  | <b>8.162.100</b>  | <b>9.293.740</b>  | <b>1.635.319</b> | <b>8.946.212</b>  | <b>11.114.186</b> | <b>10.783.732</b> | <b>9.047.085</b>  | <b>9.066.255</b>  | <b>100.632.109</b> |
| <b>RECURSOS DEL TRASVASE</b>         |                       | <b>23.593.758</b>                    | <b>18.768.641</b> | <b>25.758.524</b> | <b>21.325.361</b> | <b>24.864.240</b> | <b>24.705.486</b> | <b>7.604.905</b> | <b>25.023.203</b> | <b>35.583.870</b> | <b>39.711.244</b> | <b>44.805.490</b> | <b>40.696.549</b> | <b>332.441.271</b> |

### **3.-PROMEDIO TRASVASES HISTÓRICOS EN DESTINO (CONSUMOS NETOS hm<sup>3</sup>) PERIODO 1997/98-2012/13**

| PROMEDIO TRASVASES HISTÓRICOS EN DESTINO (CONSUMOS NETOS) PERIODO 1997/98-2012/13 |              |              |              |              |              |              |              |              |              |              |              |              |               |
|---|--------------|--------------|--------------|--------------|--------------|--------------|--------------|--------------|--------------|--------------|--------------|--------------|---------------|
| Unidad de demanda   | Oct          | Nov          | Dic          | Ene          | Feb          | Mar          | Abr          | May          | Jun          | Jul          | Ago          | Sep          |               |
| Vega Alta y Vega Media del Segura   | 2,54         | 1,50         | 1,01         | 1,38         | 2,18         | 2,97         | 3,71         | 4,86         | 5,60         | 6,20         | 5,85         | 5,06         | <b>42,85</b>  |
| Regadíos de Mula y su comarca   | 0,12         | 0,07         | 0,08         | 0,03         | 0,25         | 0,37         | 0,48         | 0,67         | 0,68         | 0,87         | 0,85         | 0,73         | <b>5,20</b>   |
| Lorca y Valle del Guadalentin   | 4,68         | 4,02         | 2,44         | 2,17         | 3,62         | 4,25         | 5,41         | 5,20         | 5,63         | 6,77         | 6,95         | 6,90         | <b>58,05</b>  |
| RLMI, RLMD, Vega Baja del Segura y Saladares de Alicante                          | 5,76         | 3,92         | 2,42         | 2,91         | 4,93         | 6,64         | 5,65         | 7,37         | 9,15         | 10,77        | 12,40        | 10,27        | <b>82,19</b>  |
| Campos de Cartagena   | 8,02         | 5,82         | 3,43         | 4,61         | 6,60         | 7,33         | 7,83         | 9,01         | 9,63         | 10,94        | 10,84        | 10,62        | <b>94,68</b>  |
| Valle del Almanzora, en Almería   | 0,96         | 1,28         | 0,69         | 0,49         | 0,86         | 1,02         | 1,09         | 1,52         | 1,50         | 1,54         | 1,56         | 1,55         | <b>14,06</b>  |
| <b>Total Regadío</b>  | <b>22,08</b> | <b>16,62</b> | <b>10,07</b> | <b>11,60</b> | <b>18,44</b> | <b>22,58</b> | <b>24,17</b> | <b>28,62</b> | <b>32,18</b> | <b>37,10</b> | <b>38,44</b> | <b>35,13</b> | <b>297,03</b> |

